



**Cambridgeshire¹, King's Lynn & West
Norfolk, Peterborough and West Suffolk
Gypsy and Traveller
Accommodation Assessment**

Final Report
October 2016

¹ Excluding Fenland



Opinion Research Services The Strand, Swansea SA1 1AF
Steve Jarman, Ian Woodward, Claire Thomas, Ciara Small and Kara Steadman
Enquiries: 01792 535300 · info@ors.org.uk · www.ors.org.uk

© Copyright October 2016

Contains public sector information licensed under the Open Government Licence v3.0

Contains OS data © Crown Copyright (2014)

Contents

1. Executive Summary.....	6
Introduction and Methodology	6
Key Findings.....	7
Additional Pitch Needs – Gypsies and Travellers	7
Additional Plot Needs - Travelling Showpeople	11
Transit Requirements	14
2. Introduction	14
The Study.....	15
Local Plan Policies.....	15
Definitions	26
The 'Planning Definition' in PPTS.....	26
Definition of Travelling	27
Legislation and Guidance for Gypsies and Travellers.....	28
Planning Policy for Traveller Sites (PPTS) 2015	29
3. Methodology.....	31
Background.....	31
Glossary of Terms.....	31
Desk-Based Review.....	31
Stakeholder Engagement	32
Working Collaboratively with Neighbouring Planning Authorities	32
Survey of Travelling Communities.....	32
Engagement with Bricks and Mortar Households.....	33
Timing of the Fieldwork.....	34
Waiting Lists	34
Calculating Current and Future Need.....	34
Non-Travelling Households	35
Unknown Households.....	35
Applying the New Definition	36
Supply of Pitches	36
Current Need	37
Future Need.....	37
Pitch Turnover	37
Transit Provision.....	38

4. Gypsy, Traveller and Travelling Showpeople Sites and Population	39
Introduction.....	39
Sites and Yards in the Study Area.....	40
Cambridge	40
East Cambridgeshire.....	40
Forest Heath (West Suffolk)	40
Huntingdonshire.....	40
King’s Lynn and West Norfolk.....	41
Peterborough	41
South Cambridgeshire	42
St Edmundsbury (West Suffolk).....	42
Caravan Count	42
5. Stakeholder Engagement.....	44
Introduction.....	44
Views of Key Stakeholders and Council Officers in Cambridge.....	45
Views of Key Stakeholders and Council Officers in East Cambridgeshire	46
Views of Key Stakeholders and Council Officers in Forest Heath and St Edmundsbury	47
Views of Key Stakeholders and Council Officers in Huntingdonshire	48
Views of Key Stakeholders and Council Officers in King’s Lynn and West Norfolk.....	49
Views of Key Stakeholders and Council Officers in Peterborough	51
Views of Key Stakeholders and Council Officers in South Cambridgeshire.....	52
Neighbouring Authorities	53
Bedford Borough Council	53
Braintree District Council Accommodation for Gypsies and Travellers and Travelling Showpeople.....	54
Breckland Council Accommodation for Gypsies and Travellers and Travelling Showpeople	54
Central Bedfordshire Council.....	55
East Herts District Council	57
East Northamptonshire District Council.....	58
Fenland District Council.....	59
North Herts District Council.....	60
South Holland District Council.....	60
South Kesteven Council	61
Uttlesford District Council	61
View from the Showmen’s Guild (covering Norwich and the Eastern Counties).....	62
View from Additional Stakeholders.....	62

6. Survey of Travelling Communities	65
Interviews with Gypsies and Travellers	65
Overall Response Rates	65
Efforts to contact bricks and mortar	75
7. Current and Future Pitch Provision	80
Introduction	80
New 'Planning' Definition	80
Current and Future Pitch/Plot Needs	80
New Household Formation Rates	80
Breakdown by 5 Year Bands	81
Applying the New Definition	82
Cambridge	82
East Cambridgeshire	82
Forest Heath	87
Huntingdonshire	90
King's Lynn and West Norfolk	94
Peterborough	99
South Cambridgeshire	102
St Edmundsbury	108
Transit Requirements	111
Appendix A: Glossary of Terms	114
Appendix B: Unknown and Non-Travelling Households	116
Appendix C: Sites and Yards Lists	133
Appendix D: Site Record Form	143
Appendix E: Technical Note on Household Formation and Growth Rates.....	146

1. Executive Summary

Introduction and Methodology

- 1.1 The primary objective of the 2016 Gypsy and Traveller Accommodation Assessment (GTAA) is to provide a robust assessment of current and future need for Gypsy, Traveller and Travelling Showpeople accommodation in Cambridgeshire (excluding Fenland), West Suffolk², Peterborough and King's Lynn & West Norfolk. As well as updating previous GTAAs, another key reason for completing the study was the publication of a revised version of Planning Policy for Traveller Sites (PPTS) in August 2015. This included a change to the definition of Travellers for planning purposes.
- 1.2 The GTAA provides a robust and credible evidence base which can be used to aid the implementation of Development Plan policies and the provision of new Gypsy and Traveller pitches and Travelling Showpeople plots for the period up to 2036. This will allow the outcomes of the study to be used to support the different local plan periods for the local authorities that are involved. The outcomes of this study supersede the outcomes of any previous Traveller and Travelling Showpeople Accommodation Needs Assessments completed in Cambridgeshire (excluding Fenland), West Suffolk, Peterborough and King's Lynn & West Norfolk.
- 1.3 The GTAA has sought to understand the accommodation needs of the Gypsy, Traveller and Travelling Showpeople population in Cambridgeshire, West Suffolk, Peterborough and King's Lynn & West Norfolk through a combination of desk-based research, stakeholder interviews and engagement with members of the travelling community living on all known sites. A total of 264 interviews were completed with Gypsies and Travellers and a further 26 were completed with Travelling Showpeople living on authorised and unauthorised sites and yards. This represents an overall response rate of 41%. Despite extensive efforts to identify them only 1 interview was completed with a Traveller living in bricks and mortar. A total of 34 telephone interviews were completed with Officers from Cambridgeshire, West Suffolk, Peterborough and King's Lynn & West Norfolk; officers from neighbouring local authorities; and other local stakeholders.
- 1.4 The fieldwork for the study was completed between November 2015 and February 2016, which was after the publication of the new Planning Policy for Traveller Sites (PPTS). As a result of this change questions to enable the determination of the travelling status of households were included in the household interviews.
- 1.5 The baseline date for the study is **1st February 2016**.

² Forest Heath District Council and St Edmundsbury Borough Council are working together to share services across West Suffolk.

Key Findings

Additional Pitch Needs – Gypsies and Travellers

- 1.6 Overall the additional pitch needs for Gypsies and Travellers from 2016-2036 are set out in the tables below. Additional needs are set out for those households that meet the new planning definition of a Gypsy or Traveller, for those 'unknown' households where an interview was not able to be completed (either due to households refusing to be interviewed, or not being present despite 3 visits to each site) who may meet the new planning definition, and for those households that do not meet the new planning definition.
- 1.7 Only the need from those households who meet the new planning definition and from those of the 'unknown' households who subsequently demonstrate that they meet it should be considered as need arising from the GTAA.
- 1.8 The need arising from households that meet the new definition should be addressed through site allocation/intensification/expansion policies.
- 1.9 Councils will need to carefully consider how to address the needs associated with 'Unknown' Travellers in Local Plan policies as it is unlikely that all of this need will need to be addressed through the provision of Gypsy or Traveller pitches. In terms of Local Plan policies the Councils could consider the use of a criteria-based policy (as suggested in PPTS) for any unknown households that do provide evidence that they meet the definition.
- 1.10 The need for those households who do not meet the new definition will need to be addressed through other means such as the SHMA.

Cambridge

- 1.11 There were only 2 Gypsy or Traveller households identified in Cambridge, both living on a mobile home park not conditioned for occupancy by Gypsies and Travellers. Neither household have any current or future accommodation needs.

Figure 1 – Additional Need for Gypsy and Traveller Households in Cambridge 2016-2036

Status	Total
Travelling	0
Unknown	0
Non-Travelling	0

East Cambridgeshire

- 1.12 There were no Gypsy or Traveller households identified in East Cambridgeshire that meet the new definition, 114 'unknown' households that may meet the new definition and 29 households that do not meet the new definition.
- 1.13 Need of up to 40 additional pitches for 'unknown' households is made up of new household formation from a maximum of 114 households. If the national average of 10% were applied this could result in a need for 4 additional pitches.

Figure 2 – Additional Need for Gypsy and Traveller Households in East Cambridgeshire 2016-2036

Status	Total
Travelling	0
Unknown	0-40
Non-Travelling	10

Forest Heath

- 1.14 There were no Gypsy or Traveller households identified in Forest Heath that meet the new definition, 34 'unknown' households that may meet the new definition and 18 households that do not meet the new definition.
- 1.15 Need of up to 8 additional pitches for 'unknown' households is made up of new household formation of 12 from a maximum of 34 households, less 4 vacant pitches on a private rental site that can be considered as available for general occupation. If the national average of 10% were applied this could result in a need for 1 additional pitch.

Figure 3 – Additional Need for Gypsy and Traveller Households in Forest Heath 2016-2036

Status	Total
Travelling	0
Unknown	0-8
Non-Travelling	10

Huntingdonshire

- 1.16 There were 3 Gypsy or Traveller households identified in Huntingdonshire that meet the new definition, 35 'unknown' households that may meet the new definition and 29 households that do not meet the new definition.
- 1.17 Need for **9 additional pitches** for households that meet the new definition is made up of 6 concealed adult households, 1 older teenage child in need of a pitch of their own in the next 5 years, and 2 from new household formation.
- 1.18 Need of up to 19 additional pitches for 'unknown' households is made up of 7 unauthorised pitches and new household formation of 12 from a maximum of 35 households. If the national average of 10% were applied this could result in a need for 2 additional pitches.

Figure 4 – Additional Need for Gypsy and Traveller Households in Huntingdonshire 2016-2036

Status	Total
Travelling	9
Unknown	0-19
Non-Travelling	38

Figure 5 – Additional Need for 'Travelling' Households in Huntingdonshire by 5 Year Periods

Years	0-5	6-10	11-15	16-20	Total
	2016-21	2021-26	2026-31	2031-36	
	7	0	1	1	9

King's Lynn & West Norfolk

- 1.19 There were 2 Gypsy or Traveller households identified in King's Lynn & West Norfolk that meet the new definition, 99 'unknown' households that may meet the new definition and 51 households that do not meet the new definition.
- 1.20 Need for **5 additional pitches** for households that meet the new definition is made up of 2 concealed adult households, 2 older teenage children in need of a pitch of their own in the next 5 years, and 1 from new household formation.
- 1.21 Need of up to 34 additional pitches for 'unknown' households is made up of new household formation of 34 from a maximum of 99 households. If the national average of 10% were applied this could result in a need for 3 additional pitches.

Figure 6 – Additional Need for Gypsy and Traveller Households in King's Lynn & West Norfolk 2016-2036

Status	Total
Travelling	5
Unknown	0-34
Non-Travelling	39

Figure 7 – Additional Need for 'Travelling' Households in King's Lynn and West Norfolk by 5 Year Periods

Years	0-5	6-10	11-15	16-20	Total
	2016-21	2021-26	2026-31	2031-36	
	4	0	0	1	5

Peterborough

- 1.22 There were no Gypsy or Traveller households identified in Peterborough that meet the new definition, 47 'unknown' households that may meet the new definition and 34 households that do not meet the new definition.
- 1.23 Need of up to 16 additional pitches for 'unknown' households is made up of 1 unauthorised household and new household formation of 15 from a maximum of 47 households. If the national average of 10% were applied this could result in a need for 2 additional pitches.

Figure 8 – Additional Need for Gypsy and Traveller Households in Peterborough 2016-2036

Status	Total
Travelling	0
Unknown	0-16
Non-Travelling	18

South Cambridgeshire

- 1.24 There were 11 Gypsy or Traveller households identified in South Cambridgeshire that meet the new definition, 194 'unknown' households that may meet the new definition and 81 households that do not meet the new definition.

- 1.25 Need for **-9 additional pitches** for households that meet the new definition is made up of 4 concealed adult households, 4 older teenage children in need of a pitch of their own in the next 5 years, 2 for pitches with temporary planning permission and 10 from new household formation. This gives a total need for 20 additional pitches, but this is netted off by a total of 29 vacant pitches.
- 1.26 Need of up to 68 additional pitches for 'unknown' households is made up of 1 unauthorised pitch and new household formation of 67 from a maximum of 194 households. If the national average of 10% were applied this could result in a need for 7 additional pitches.

Figure 9 – Additional Need for Gypsy and Traveller Households in South Cambridgeshire 2016-2036

Status	Total
Travelling	-9
Unknown	0-68
Non-Travelling	61

Figure 10 – Additional Need for 'Travelling' Households in South Cambridgeshire by 5 Year Periods

Years	0-5	6-10	11-15	16-20	
	2016-21	2021-26	2026-31	2031-36	Total
	-17	2	3	3	-9

St Edmundsbury

- 1.27 There were no Gypsy or Traveller households identified in St Edmundsbury that meet the new definition, 10 'unknown' households that may meet the new definition and 4 households that do not meet the new definition.
- 1.28 Need of up to 3 additional pitches for 'unknown' households is made up of new household formation of 3 from a maximum of 10 households. If the national average of 10% were applied this could result in a need for 1 additional pitch.

Figure 11 – Additional Need for Gypsy and Traveller Households in St Edmundsbury 2016-2036

Status	Total
Travelling	0
Unknown	0-3
Non-Travelling	0

Additional Plot Needs - Travelling Showpeople

- 1.29 Overall the additional plot needs for Travelling Showpeople from 2016 to 2036 are set out in the tables below. Additional needs are set out for those households that meet the new planning definition of a Travelling Showperson, for those 'unknown' households where an interview was not able to be completed (either due to households refusing to be interviewed, or not being present despite 3 visits to each site) who may meet the new planning definition, and for those households that do not meet the new planning definition.
- 1.30 Only the need from those households who meet the new planning definition and from those of the 'unknown' households who subsequently demonstrate that they meet it, should be considered as need arising from the GTAA.
- 1.31 The need arising from households that meet the new definition should be addressed through site allocation/intensification/expansion policies.
- 1.32 Councils will need to carefully consider how to address the needs associated with 'Unknown' Travellers in Local Plan policies as it is unlikely that all of this need will need to be addressed through the provision of Gypsy or Traveller pitches. In terms of Local Plan policies the Councils could consider the use of a criteria-based policy (as suggested in PPTS) for any unknown households that do provide evidence that they meet the definition.
- 1.33 The need for those households who do not meet the new definition will need to be addressed through other means such as the SHMA.

Cambridge

- 1.34 There were no Travelling Showpeople households identified in Cambridge.

Figure 12 – Additional Need for Travelling Showpeople Households in Cambridge

Status	Total
Travelling	0
Unknown	0
Non-Travelling	0

East Cambridgeshire

- 1.35 There were 2 Travelling Showpeople households identified in East Cambridgeshire that meet the new definition, 14 'unknown' households that may meet the new definition and 4 households that do not meet the new definition.
- 1.36 Need for **2 additional plots** for households that meet the new definition is made up from new household formation.
- 1.37 Need of up to 3 additional plots for 'unknown' households is made up from new household formation of 3 from a maximum of 14 households. If the national average of 70% were applied this could result in a need for 2 additional plots.

Figure 13 – Additional Need for 'Travelling' Showpeople Households in East Cambridgeshire 2016-2036

Status	Total
Travelling	2
Unknown	0-3
Non-Travelling	0

Figure 14 – Additional Need for 'Travelling' Showpeople Households in East Cambridgeshire by 5 Year Periods

Years	0-5	6-10	11-15	16-20	Total
	2016-21	2021-26	2026-31	2031-36	
	0	0	1	1	2

Forest Heath

1.38 There were no Travelling Showpeople yards identified in Forest Heath.

Figure 15 – Additional Need for Travelling Showpeople Households in Forest Heath

Years	Total
Travelling	0
Unknown	0
Non-Travelling	0

Huntingdonshire

1.39 There were no occupied Travelling Showpeople yards identified in Huntingdonshire.

Figure 16 – Additional Need for Travelling Showpeople Households in Huntingdonshire

Status	Total
Travelling	0
Unknown	0
Non-Travelling	0

King's Lynn & West Norfolk

1.40 There were no Travelling Showpeople households identified in King's Lynn & West Norfolk that meet the new definition, 5 'unknown' households that may meet the new definition and 5 households that do not meet the new definition.

1.41 Need of up to 2 additional plots for 'unknown' households is made up from new household formation of 2 from a maximum of 5 households. If the national average of 70% were applied this could result in a need for 1 additional plot.

Figure 17 – Additional Need for Travelling Showpeople Households in King's Lynn & West Norfolk

Status	Total
Travelling	0
Unknown	0-2
Non-Travelling	4

Peterborough

1.42 There were no Travelling Showpeople households identified in Peterborough.

Figure 18 – Additional Need for Travelling Showpeople Households in Peterborough 2016-2036

Status	Total
Travelling	0
Unknown	0
Non-Travelling	0

South Cambridgeshire

1.43 There were 14 Travelling Showpeople households identified in South Cambridgeshire that meet the new definition, 15 'unknown' households that may meet the new definition and 2 households that do not meet the new definition.

1.44 Need for **12 additional plots** for households that meet the new definition is made up of 7 concealed adult households, 2 older teenage children in need of a plot of their own in the next 5 years and new household formation of 4, less supply of 1 pitch vacated on one of the yards by a household seeking to move to bricks and mortar.

1.45 Need of up to 3 additional plots for 'unknown' households is made up from new household formation of 3 from a maximum of 15 households. If the national average of 70% were applied this could result in a need for 2 additional plots.

Figure 19 – Additional Need for Travelling Showpeople Households in South Cambridgeshire

Status	Total
Travelling	12
Unknown	0-3
Non-Travelling	0

Figure 20 – Additional Need for 'Travelling' Showpeople Households in South Cambridgeshire by 5 Year Periods

Years	0-5	6-10	11-15	16-20	Total
	2016-21	2021-26	2026-31	2031-36	
	9	1	1	1	12

St Edmundsbury

1.46 There were no Travelling Showpeople households identified in St Edmundsbury that meet the new definition, no 'unknown' households that may meet the new definition, and 1 household that does not meet the new definition.

Figure 21– Additional Need for Travelling Showpeople Households in St Edmundsbury

Status	Total
Travelling	0
Unknown	0
Non-Travelling	2

Transit Requirements

- 1.47 It is recommended that whilst there may be relatively high numbers of encampments in some areas, the situation relating to levels of unauthorised encampments should be continually monitored whilst any potential changes associated with the new PPTS develop.
- 1.48 A review of the evidence base relating to unauthorised encampments should be undertaken in autumn 2018 once there is a new 3 year evidence base following the changes to PPTS in August 2015 including attempts to try and identify whether households on encampments meet the new definition. This will establish whether there is a need for investment in more formal transit sites or emergency stopping places.
- 1.49 In the short-term the Councils should consider the use of short-term toleration or negotiated stopping agreements to deal with any encampments, as opposed to taking forward an infrastructure-based approach. At this point whilst consideration should be given as to how to deal with households that do and do not meet the new definition, from a practical point of view it is likely that households on all unauthorised encampments will need to be dealt with in the same way.
- 1.50 The term 'negotiated stopping' is used to describe agreed short term provision for Gypsy and Traveller caravans. It does not describe permanent 'built' transit sites but negotiated agreements which allow caravans to be sited on suitable specific pieces of ground for an agreed and limited period of time, with the provision of limited services such as water, waste disposal and toilets. Agreements are made between the authority and the (temporary) residents regarding expectations on both sides.
- 1.51 Temporary stopping places can be made available at times of increased demand due to fairs or cultural celebrations that are attended by Gypsies and Travellers. A charge may be levied as determined by the local authority although they only need to provide basic facilities including: a cold water supply; portaloos; sewerage disposal point and refuse disposal facilities.
- 1.52 As far as responsibility for transit provision is concerned, from a Cambridgeshire point of view any future transit requirements would need to be considered jointly by the 5 local authorities with Cambridgeshire County Council; for King's Lynn and West Norfolk they would need to be considered jointly with Norfolk County Council; for Forest Heath and St Edmundsbury they would need to be considered jointly with Suffolk County Council; and as a unitary authority Peterborough would need to consider their own transit requirements.

2. Introduction

The Study

- 2.1 The primary objective of the 2016 Gypsy and Traveller Accommodation Assessment (GTAA) is to provide a robust assessment of current and future need for Gypsy, Traveller and Travelling Showpeople accommodation in Cambridgeshire (excluding Fenland), King's Lynn & West Norfolk, Peterborough and West Suffolk (the Councils). The outcomes of this study supersede the outcomes of any previous Traveller and Travelling Showpeople Accommodation Needs Assessments completed in Cambridgeshire (excluding Fenland), King's Lynn & West Norfolk, Peterborough and West Suffolk.
- 2.2 The study provides an evidence base to enable the Councils to comply with their requirements towards Gypsies, Travellers and Travelling Showpeople under the Housing Act 1985, the National Planning Policy Framework (NPPF) 2012, Planning Practice Guidance (PPG) 2014, Planning Policy for Traveller Sites (PPTS) 2015, and the Housing and Planning Act 2016.
- 2.3 The GTAA provides a robust assessment of need for Gypsy, Traveller and Travelling Showpeople accommodation in the study area. It is a robust and credible evidence base which can be used to aid the implementation of development plan policies and the provision of Traveller pitches and plots into five year increments covering the period 2016 to 2036. As well as identifying current and future permanent accommodation needs, it also seeks to identify any need for the provision of transit sites or emergency stopping places.
- 2.4 We would note at the outset that the study covers the needs of Gypsies (including English, Scottish, Welsh and Romany Gypsies), Irish Travellers, New (Age) Travellers, and Travelling Showpeople, but for ease of reference we have referred to the study as a Gypsy and Traveller (and Travelling Showpeople) Accommodation Assessment (GTAA).
- 2.5 The baseline date for the study is **1st February 2016**.

Local Plan Policies

- 2.6 Providing for the needs of Gypsies, Travellers and Travelling Showpeople is covered by a wide range of local plan policies across the local authorities that make up the study area. These are set out below.

Figure 22 – Local Plan Policies

<p>Cambridge</p> <p>Cambridge City Council - Local Plan 2006</p> <p>Policy 5/8 – Travellers</p> <p>The development of a temporary stopping place for travellers' caravans will only be permitted provided:</p> <ul style="list-style-type: none">• there is a demonstrable need for a site in Cambridge of the size proposed;
--

- the site would not detract from the character and appearance of the area;
- the site would not detract from the amenity of the occupiers of any nearby buildings;
- the site can be adequately screened and secured and provided with essential services; and
- the site will be properly managed.

Cambridge Local Plan 2014 – Draft Submission Plan

Policy 49: Provision for Gypsies and Travellers

The Council, working with neighbouring authorities, will maintain a local assessment of need for pitches for Gypsies and Travellers and plots for Travelling Showpeople. The outcome of these assessments will assist the Council in determining planning applications. The latest published evidence (December 2011) indicates there is a need for just one pitch between 2011 and 2031. This local plan therefore makes no provision for new sites in Cambridge. Proposals for permanent, transit and emergency stopping provision for Gypsies and Travellers will only be permitted where:

- a. the applicant or updated council evidence has adequately demonstrated a clear need for the site in the city, and the number, type and tenure of pitches proposed, which cannot be met by a lawful existing or available allocated site;
- b. the site is accessible to local shops, services and community facilities by public transport, on foot or by cycle;
- c. the site has safe and convenient vehicular, pedestrian and cycle access for the type of vehicles that could reasonably be expected to use or access the site;
- d. the site is capable of being provided with essential utilities, including mains water, electricity, sewerage, drainage and waste disposal;
- e. the site will provide an acceptable living environment and the health and safety of the site's residents should not be put at risk. Factors to be taken into account include flood risk, site contamination, air quality and noise;
- f. the site will not have an unacceptable adverse impact on the amenity of nearby residents or the appearance or character of the surrounding area. The site should respect the scale of the surrounding area and appropriate boundary treatment and landscaping should be capable of being provided;
- g. the site will allow the needs of the residents of the site to be met without putting undue pressure on local services; and
- h. the site provides adequate space for vehicle parking, turning and servicing of large vehicles, storage, play and residential amenity.

Should up to date needs assessment indicate there is a need, then opportunities to deliver sites for Gypsies and Travellers will be sought as part of significant major development sites. The location of site provision will be identified through the masterplanning and design process. Sites in the Green Belt would not be appropriate, unless exceptional circumstances can be demonstrated at the masterplanning and planning application stage. Sites will not be located in identified areas of green separation. Sites provided will meet the following criterion in addition to the above criteria (a– h):

- i. sites will be well-related to the major development, enabling good access to the services and facilities, and providing safe access on foot, cycle and public transport. Access should not rely on minor residential roads.

East Cambridgeshire

East Cambridgeshire Local Plan - Adopted April 2015

Policy HOU 9 - Gypsies, Travellers and Travelling Showpeople Sites

The District Council will make provision for Gypsy, Traveller and Travelling Showpeople sites to meet identified needs. Provision should be made for at least 38 permanent Gypsy and Traveller pitches between 2011 and 2031, and at least 4 plots for Travelling Showpeople between 2011 and 2016.

The following sites are allocated as Gypsy and Traveller sites (see Inset Maps 4.1 and 4.2). Applications for the requisite number of pitches will be suitable in principle on these sites, provided other Local Plan policies are satisfied:

- Land at Muckdungle Corner, Newmarket Road, Bottisham (2 pitches).
- Land at Pony Lodge, Grunty Fen Road, Witchford (2 pitches).

Proposals elsewhere for Gypsy, Traveller and Travelling Showpeople accommodation should meet the following criteria:

- Adequate schools, shops and other community facilities are within reasonable travelling distance.
- There is no significant adverse impact on the character and appearance of the countryside and the setting of settlements.
- The site would not lead to the loss of or adverse impact on important historic and natural environment assets as defined in Policies ENV 7 and ENV 11-15.
- There is no significant risk of land contamination.
- There is no unacceptable risk of flooding.
- The scale of the proposal is not disproportionate to the size of the nearest settlement and the availability of community facilities and infrastructure.
- The site provides a suitable level of residential amenity for the proposed residents and there is no significant adverse impact on the amenity of nearby residents.
- Safe and convenient vehicular access to the local highway network can be provided together with adequate space to allow for the movement and parking of vehicles.
- Essential services (water, electricity and foul drainage) are available on site or can be made available; and
- Plots for Travelling Showpeople should also be of a sufficient size to enable the storage, repair and maintenance of equipment.

The sub-division of authorised Gypsy, Traveller and Travelling Showpeople sites will also be permitted provided that:

- The residential amenity of residents on the proposed site and neighbouring land is protected.
- Sites are of a suitable size to enable the creation of additional pitches or plots.
- There is no significant loss of soft and hard landscaping and amenity provision within the existing site, particularly where conditioned by previous consent; and
- There is no adverse impact in terms of highways access and movement.

East Cambridgeshire District Council - Local Plan Preliminary Draft February 2016

Policy LP7: Gypsies, Travellers and Travelling Showpeople Sites

This Local Plan will make provision for Gypsy and Traveller, and Travelling Showpeople sites to meet identified needs [precise figures to be determined in early spring 2016].

To meet the identified need, the following sites are allocated on the Policies Map for Gypsy and Traveller pitch provision:

- Land at Muckdungle Corner, Newmarket Road, Bottisham (2 pitches).
- Land at Pony Lodge, Grunty Fen Road, Witchford (2 pitches).
- [further sites may be added in the next draft Local Plan, if needed – suggested sites welcome]

Detailed proposals for the above sites, and for other proposals on non-allocated sites, will be considered against the following criteria:

- a. The proposal should not conflict with other local or national policies relating to flood risk, contamination, landscape character, protection of the natural and built environment, heritage assets or agricultural land quality; and
- b. Must have adequate and safe vehicular access; and
- c. Must have sufficient space for vehicle manoeuvring and parking within the site; and
- d. Should provide an acceptable standard of amenity for the site's occupants, and will not have an unacceptable impact on the amenity of nearby residents, including (but not limited to) visual and acoustic privacy; and
- e. Should be adequately serviced, preferably by mains connections, and would not place undue pressure on local infrastructure; and
- f. For non-allocated sites, should be located within reasonable travelling distance to both primary health care facilities and schools, preferably by walking, cycling or public transport. An exception to this may be allowed in the case of Travelling Showpeople, where there is a need to locate the development close to the primary road network: in such event, access to primary health care and schools should still be achievable.

The intensification of authorised Gypsy, Traveller and Travelling Showpeople sites (i.e. a net increase in pitches within the established boundary of an existing site) will be permitted provided that:

- The residential amenity of residents on the proposed site and neighbouring land is protected.
- Sites are of a suitable size to enable the creation of additional pitches or plots.
- There is no significant loss of soft and hard landscaping and amenity provision within the existing site, particularly where conditioned by previous consent; and
- There is no adverse impact in terms of highways access and movement.

Forest Heath (West Suffolk)

Core Strategy - Adopted 2010

Policy CS 8 - Provision for Gypsy and Travellers

The District Council will allocate land to address the accommodation needs of Gypsies and Travellers within the District.

Allocations of six additional pitches between 2006-2011. Such provision will be either as extensions to existing sites or by the identification of additional small-scale sites that have reasonable and sustainable access to local services e.g. shops, doctors and schools.

Beyond 2011 provision across the District will be made for an annual 3% increase in the level of overall residential pitch provision unless evidence from an up to date Gypsy and Traveller Accommodation Assessment dictates otherwise.

The number of pitches to be delivered and the timespan for delivery may be subject to updating in the ongoing review of Gypsy and Traveller policies in the East of England Plan or following reviews of the need for pitches in subsequent GTAA's.

Suitable sites for Gypsies and Travellers will be identified by reference to the following criteria:

- Accessibility to local services, communities and facilities by a variety of means, to meet current and long-term needs
- Adequate access, parking and manoeuvring for vehicles and all essential uses
- Appropriate in scale to the nearest settled community
- Impact on the landscape, environment and biodiversity
- Impact on and from neighbouring residential, employment, commercial and utilities development
- Consistent with other policies in the development plan

Proposals for Gypsy and Traveller Sites will be considered by reference to these additional criteria:

- Proposal meets identified needs, including the mixture of types of accommodation and tenures
- Pitch sizes that facilitate good quality living accommodation without over-crowding or unnecessary sprawl
- Good design and layout including, the adequacy of facilities, services and amenities, the utility of outside space for leisure, recreation and for any essential employment related activities
- Mitigation of the impact on visual amenity.

The Council will work in partnership with adjacent authorities through the cross-border steering group to identify sufficient, appropriately located transit sites to satisfy the unmet need in the District. New and existing sites that meet the criteria for suitable and appropriate locations will be safeguarded for this purpose.

Travelling Showpeople

Suitable sites for travelling showpeople and the related proposals will be identified by reference to the following criteria:

- the proposal meets a need identified through joint working with other local authorities in Suffolk in association with local Travelling Showpeople communities and The Showman's Guild of GB taking into account locational guidance in the East of England Plan;
- criteria (a) to (f); and
- (3) to (4) above application of the criteria will take account of the special needs of this group.

Forest Heath Site Allocations - Preferred Options Local Plan (April 2016)

Policy G1: Allocations for Gypsy and Travellers

Proposed site allocations to incorporate Gypsy and Traveller provision:

- a) Land West of Mildenhall
- b) North Red Lodge

Detailed masterplans will be prepared for the Mildenhall and Red Lodge strategic allocations (Policy M1a, RL2a). The masterplans will provide the context for future development of the area and include the provision of a Gypsy and Traveller site.

The number of pitches for each allocation will be determined at the next stage of the Site Allocations Local Plan preparation process.

Huntingdonshire

Huntingdonshire Core Strategy Adopted September 2009

Policy CS6 - Gypsies, Travellers and Travelling Showpeople

Account will be taken of the need to ensure that Gypsies, Travellers and Travelling Showpeople are accommodated in sustainable locations where essential services such as water and sewerage are provided and with good access by foot, cycle or public transport to services such as education and health. Account will also be taken of the rural nature of Huntingdonshire where the availability of public transport is limited.

Providing sites in appropriate locations will help prevent the social exclusion of Gypsies, Travellers and Travelling Showpeople and conflict with settled communities. Consideration will be taken of the preference of many Gypsies, Travellers and Travelling Showpeople for a rural location with a degree of separation from the settled community.

Huntingdonshire Local Plan to 2036: (Emerging Policy)

LP13 - Gypsies, Travellers and Travelling Showpeople

The Council will support proposals which contribute to the delivery of Gypsy and Traveller pitches and Travelling Showpeople plots where it is considered that:

- the site will help to meet the need for approximately 64 additional pitches or meet other evidenced needs;
- the location has reasonable access to local health services and primary schools;
- there will not be a significant adverse effect on the amenity of nearby residents or the effective operation of adjoining uses;
- the character and appearance of the wider landscape is not significantly harmed;
- the health and safety of occupants are not put at risk including through unsafe access to sites, poor air quality, contamination or unacceptable flood risk;
- in rural areas, the nearest settled community would not be dominated and the number of proposed pitches or plots is appropriate to the proposed location;
- the site provides a suitable level of residential amenity for the proposed residents for example in relation to protection from noise and provision of play facilities;
- there is adequate space for operational needs including the parking and turning of vehicles;
- there are appropriate management arrangements in place where the site may have multiple owners or tenants or be used for transit purposes
- the site can be safely and adequately serviced by infrastructure.

King's Lynn and West Norfolk

Core Strategy – July 2011

Policy CS09 – Gypsies and Travellers and Travelling Showpeople

Provision will be made for a minimum of 146 permanent pitches identified in the Regional Spatial Strategy as being needed in the borough between 2006 and 2011 for gypsies and travellers. Any deficit will be addressed through working with Registered Social Landlords and additionally with the gypsy and

traveller community to bring forward applications on suitable sites.

In addition the Borough Council will review by survey the need for additional pitches on an annual basis and judge this against the 3% annual compound increase indicated in Regional policy for the period 2011 – 2021 Provision for transit sites and additional provision of permanent sites for gypsies and travellers above the 146 pitches will be considered where additional need is demonstrated. Sites for gypsies, travellers (or travelling show people) will be given permission where they:

- are capable of being serviced by basic utilities;
- meet an identified need;
- avoid environmentally sensitive areas and areas at risk from flooding;
- afford good access to main routes (including the A47(T); A17; A10; A148/9; and A134); and
- are located within a reasonable distance of facilities and supporting services (such as schools or health provision).

The Borough Council will work with partners in county groupings to establish a network of transit sites and appropriate provision for travelling showpeople across the county.

Peterborough

Peterborough Core Strategy - Adopted February 2011

Policy CS9 - Gypsies and Travellers

The City Council will maintain a local assessment of need for Gypsy and Traveller pitches (permanent and transit) and Travelling Showpeople plots. The outcome of these assessments will assist the Council, if necessary, in the identification and allocation of land for sites for permanent pitches in the Site Allocations DPD, and in the determination of applicable planning applications.

The criteria which will be used to identify suitable new Gypsy and Traveller caravan sites and associated facilities, the identification of which may form part of a larger residential-led allocation in the Site Allocations DPD, are:

- a) the site and its proposed use should not conflict with other development plan policies or national planning policy relating to issues such as flood risk, contamination, landscape character, protection of the natural and built environment or agricultural land quality;
- b) the site should be located within reasonable travelling distance of a settlement which offers local services and community facilities, including a primary school;
- c) the site should enable safe and convenient pedestrian and vehicle access to and from the public highway, and adequate space for vehicle parking, turning and servicing;
- d) the site should be served, or be capable of being served, by adequate mains water and sewerage connections; and
- e) the site should enable development and subsequent use which would not have any unacceptable adverse impact on the amenities of occupiers of nearby properties or the appearance or character of the area in which it would be situated.

The Council will be prepared to grant permission for sites in the countryside (i.e. outside the Urban Area and Village Envelopes) provided that there is evidence of a need (as identified in the local assessment), that the intended occupants meet the definition of Gypsies and Travellers, as set out in Government guidance, and provided that the above criteria (a) to (e) are met. In the countryside, any planning permission granted will restrict the construction of permanent built structures to small amenity blocks associated with each pitch.

The Council has identified a clear need for a Gypsy and Traveller transit site, and therefore intends to safeguard a site for such purposes in the Site Allocations DPD, guided by the above criteria.

The above criteria will also be used for development control purposes, and planning permission will only be granted for the development of land as a Gypsy or Traveller caravan site if each one can be satisfied.

Peterborough Site Allocations Development Plan Document - Adopted April 2012

Policy SA7 - Gypsy and Traveller Transit Pitches

To meet an identified need, the council is committed to identifying land which will be made available to Gypsy and Traveller families on a temporary basis whilst they are transiting through or visiting the area.

The following site is safeguarded on the Policies Map as a potential Gypsy and Traveller transit site with the potential to make provision for approximately 10 pitches. However, if an alternative mechanism is implemented which adequately and demonstrably addresses the identified need, or if a permanent, appropriately-sized transit site is provided elsewhere in Peterborough, then the safeguarding applied to the following site is automatically revoked (and a statement confirming such revocation will be placed on the council's website).

Site reference	Site name	Area (ha)	Indicative number of pitches
SA7.1	Land adjacent to Norwood Lane	0.75	10

A transit site should consist of essential facilities, amenity blocks and a warden's office.

Peterborough Preliminary Draft Local Plan - January 2016 (Emerging Policy)

Policy LP10 - Gypsy and Travellers

An assessment of Gypsy and Traveller Accommodation needs has identified an annual requirement for XX [figure being determined over winter 2015/16, and to be consulted upon at the next draft plan stage] new permanent pitches per year XX [to be consulted upon at the next draft plan stage] travelling show people plots between 2016 and 2036.

Individual sites to meet the future needs for Gypsy and Traveller accommodation will be identified in the next version of the Local Plan due to be published in summer 2016.

Planning permission will be granted for the development of land as a Gypsy and Traveller site on unallocated land if each of the following criteria can be met:

- a. the site and its proposed use does not conflict with other local or national planning policy relating to issues such as flood risk, contamination, landscape character, protection of the natural and built environment or agricultural land quality;
- b. the site is located within reasonable travelling distance of a settlement which offers local services and community facilities, including a primary school. An exception to this may be allowed in the case of Travelling Showpeople, where there is a need to locate the development close to primary road network: in such event, access to primary health care and schools will be necessary;
- c. the site can enable safe and convenient pedestrian and vehicle access to and from the public highway, and adequate space for vehicle parking, turning and servicing;
- d. the site is served, or capable of being served, by adequate mains water and sewerage connections and should not place undue pressure on local infrastructure; and
- e. the site can enable development and subsequent use which would not have any unacceptable adverse impact on the amenities of occupiers of nearby properties or the appearance or

character of the area in which it would be situated.

The Council will be prepared to grant permission for sites in the countryside (i.e. outside the urban area and village envelopes) provided that there is evidence of a need (as identified in the local assessment), that the intended occupants meet the definition of Gypsies and Travellers, as set out in Government guidance, and provided that the above criteria (a) to (e) are met. In the countryside, any planning permission granted will restrict the construction of permanent built structures to small amenity blocks associated with each pitch, and the council will ensure, by means of a condition or planning obligation, that the site shall be retained for use as a traveller site in perpetuity.

South Cambridgeshire

South Cambridgeshire Local Plan 2004 - Saved Policy

Policy CNF6

The expansion of existing residential caravan sites or the sporadic siting of individual caravans will not be permitted with the exception of an area on the west side of Chesterton Fen Road up to and including the Grange Park site, and shown on the inset map 103b, where permission may be granted for private gypsy sites to meet local need so long as they are properly landscaped and drained.

South Cambridgeshire Local Plan - March 2014 (currently undergoing Examination)

Policy H/19: Provision for Gypsies and Travellers and Travelling Showpeople

- Provision will be made for at least 85 permanent Gypsy and Traveller pitches between 2011 and 2031, and at least 4 plots for Travelling Showpeople between 2011 and 2016.
- Sites that have unrestricted planning permission for Gypsy and Traveller or Travelling Showpeople site use are safeguarded for this use. Planning permission for alternative development or changes of use will not be permitted.

Policy H/20: Gypsy and Traveller Provision at New Communities

1. Opportunities to deliver Gypsy and Traveller sites will be sought as part of large scale new communities and significant major development sites.
2. The location of site provision will be identified through the masterplanning and design process. Sites provided will meet the following criteria:
 - Sites will be located within but on the edge of the major development, or outside but in close proximity to the major development. Sites in the Green Belt would not be appropriate, unless exceptional circumstances can be demonstrated at the masterplanning and planning application stage. The site will not be located in identified green separation;
 - The sites will be well related to the major development, enabling good access to the services and facilities of the development, providing safe access to the major development on foot, cycle and public transport. Access should not rely on minor residential roads.

Policy H/21: Proposals for Gypsies, Travellers and Travelling Showpeople Sites on Unallocated Land Outside Development Frameworks

Planning permission for Gypsy and Traveller caravan sites and sites for Travelling Showpeople on unallocated land outside development frameworks, and outside the Cambridge Green Belt, will only be granted where:

- a) The Council is satisfied that the applicant has adequately demonstrated a clear need for a site in the district, and the number, type and tenure of pitches proposed, which cannot be met by a lawful existing or available allocated site;
- b) The site is located in a sustainable location, well related to a settlement with a range of services and facilities, including a primary school, a food shop and healthcare facilities, and is, or can be made, safely accessible on foot, by cycle or public transport;
- c) The needs of residents of the site can be met appropriately by local facilities and services without placing undue pressure on them;
- d) The number and nature of pitches provided on the site is appropriate to the site size and location, will address the identified need;
- e) The site would not present unacceptable adverse or detrimental impact on the health, safety and living conditions of the residents of the site by virtue of its location;
- f) site, or the cumulative impact of the site, in combination with existing or planned sites, would respect the scale of, and not dominate, the nearest settled community;
- g) The site, or the cumulative impact of the site in combination with existing or planned sites, would not have an unacceptable adverse impact on the amenity of surrounding land uses, the countryside and landscape character, village character, on heritage or biodiversity interests, or from traffic generated;
- h) The site location would not have an unacceptable adverse impact on the effectiveness and amenity of existing or proposed public rights of way;
- i) Sites for Travelling Showpeople must also be suitable for the storage, maintenance and testing of items of mobile equipment.

St Edmundsbury (West Suffolk)

Core Strategy Development Plan Document (DPD) - Adopted December 2010

Policy CS6 - Gypsies, Travellers and Travelling Showpeople

Sites will be identified for Gypsies, Travellers and Travelling Showpeople in the Rural Site Allocations DPD and the Area Action Plans for Bury St Edmunds and Haverhill in accordance with national and regional policy. Proposals for Gypsy sites and sites for Travelling Showpeople will be permitted where a site has been identified in a DPD, or in the interim, where they would not cause unacceptable harm having regard to the following factors:

- Designated and protected habitats and species, heritage designations, soil and water quality, and other natural resources;
- The location in relation to schools, medical facilities, shops and other local services and community facilities;
- The amenities of nearby occupiers;
- Their size and scale in relation to any nearby existing community;
- The character and appearance of the countryside;
- The provision of a satisfactory means of access and the adequacy of the highway network.

A condition or legal agreement to control the future uses of sites for Gypsies and Travelling Showpeople may be imposed, as appropriate. Where the use is short term, the development will be limited by a temporary permission.

Bury St Edmunds Vision 2031

Gypsy and Traveller Sites

5.51 At the time of the Examination into the Core Strategy document (2010) the East of England Regional

Plan was still in place which set the required number of authorised Gypsy and Traveller pitches in each authority area.

5.52 National guidance 'Planning Policy for Traveller Sites' was published in March 2012, at the same time as the National Planning Policy Framework (NPPF). The guidance requires local planning authorities to make their own assessment of the need for Gypsy and Traveller sites which is locally determined, but has regard to the duty to cooperate and cross boundary issues.

5.53 The East of England Plan was formally revoked on 3 January 2013 and the most up to date evidence now, in terms of future requirements, is the West Suffolk Gypsy and Traveller Accommodation Needs Assessment (GTANA) published in October 2011 and update published in April 2012.

5.54 This document assessed the need for permanent pitches up to 2021 and provides guidance on the projected need for the permanent pitches from 2021 to 2031. Whereas the October 2011 document rounded figures upward, the updated April 2012 document rounded figures down. Consequently, the two versions of the document provide a broad range of figures. The figures set out in the document are intended to form the evidence base for the authority in reaching its own figures, rather than providing a target.

5.55 The revised figures equate to a need of 4 to 6 additional pitches to 2021 and a further 3 to 6 pitches to 2031. This total of 7 to 12 pitches is significantly lower than that previously required under the East of England Plan.

5.56 The need for pitches for Travelling Showpeople up to 2016 remains at 1, the same as set out in the joint authority Cambridge sub-region Gypsy and Traveller Needs Assessment (GTNA) which was reviewed and published in October 2011. It is not feasible to assess longer term need for Travelling Showpeople beyond 2016 because of the small numbers involved.

Haverhill Vision 2031

Gypsy and Traveller Sites

5.50 At the time of the Examination into the Core Strategy document (2010) the East of England Regional Plan was still in place which set the required number of authorised Gypsy and Traveller pitches in each authority area.

5.51 National guidance 'Planning Policy for Traveller Sites' was published in March 2012, at the same time as the National Planning Policy Framework (NPPF). The guidance requires local planning authorities to make their own assessment of the need for Gypsy and Traveller sites which is locally determined, but has regard to the duty to cooperate and cross boundary issues.

5.52 The East of England Plan was formally revoked on 3 January 2013 and the most up to date evidence now, in terms of future requirements, is the West Suffolk Gypsy and Traveller Accommodation Needs Assessment (GTANA) published in October 2011 and update published in April 2012.

5.53 This document assessed the need for permanent pitches up to 2021 and provides guidance on the projected need for the permanent pitches from 2021 to 2031. Whereas the October 2011 document rounded figures upward, the updated April 2012 document rounded figures down. Consequently, the two versions of the document provide a broad range of figures. The figures set out in the document are intended to form the evidence base for the authority in reaching its own figures, rather than providing a

target.

5.54 The revised figures equate to a need of 4 to 6 additional pitches to 2021 and a further 3 to 6 pitches to 2031. This total of 7 to 12 pitches is significantly lower than that previously required under the East of England Plan.

5.55 The need for pitches for Travelling Showpeople up to 2016 remains at 1, the same as set out in the joint authority Cambridge sub-region Gypsy and Traveller Needs Assessment (GTNA) which was reviewed and published in October 2011. It is not feasible to assess longer term need for Travelling Showpeople beyond 2016 because of the small numbers involved.

Definitions

- 2.7 The current 'planning' definition for a Gypsy, Traveller or Travelling Showperson is set out in Planning Policy for Traveller Sites (2015). The previous definition set out in the Housing Act (2004) was repealed by the Housing and Planning Act (2016).
- 2.8 In their response to the consultation on Planning and Travellers that resulted in the revised PPTS being published, DCLG stated that the Government will, when parliamentary time allows, seek to amend primary legislation to clarify the duties of local authorities to plan for the housing needs of their residents. This is set out in the Housing and Planning Act (2016) which omits sections 225 and 226 of the 2004 Housing Act.
- 2.9 Provisions set out in the Housing and Planning Act now include a duty (under Section 8 of the 1985 Housing Act that covers the requirement for a periodical review of housing needs) for local authorities to consider the needs of people residing in or resorting to their district with respect to the provision of sites on which caravans can be stationed, or places on inland waterways where houseboats can be moored. Draft Guidance³ related to this section of the Housing and Planning Act has been published setting out how the government would want local housing authorities to undertake this assessment and it is the same as the GTAA assessment process. The implication is therefore that the housing needs of any Gypsy and Traveller households who do not meet the new 'planning' definition of a Traveller will need to be assessed as part of the wider housing needs of the area through the SHMA process, and will form a subset of the wider need arising from households residing in caravans.
- 2.10 Another key issue is that there may also be Romany, Irish and Scottish Travellers who no longer travel so will not fall under the Planning or Housing definition, but Councils may still need to meet their needs through the provision of culturally suitable housing under the requirements of the Equality Act.

The 'Planning Definition' in PPTS

- 2.11 For the purposes of the planning system, the definition was changed in the revised PPTS. The new definition is set out in Annex 1 of PPTS and states that:

For the purposes of this planning policy "gypsies and travellers" means:

Persons of nomadic habit of life whatever their race or origin, including such persons who on grounds only of their own or their family's or dependants' educational or health needs or old age

³ "Draft guidance to local housing authorities on the periodical review of housing needs for caravans and houseboats." (March 2016)

have ceased to travel temporarily, but excluding members of an organised group of travelling showpeople or circus people travelling together as such.

In determining whether persons are “gypsies and travellers” for the purposes of this planning policy, consideration should be given to the following issues amongst other relevant matters:

- a) Whether they previously led a nomadic habit of life.*
- b) The reasons for ceasing their nomadic habit of life.*
- c) Whether there is an intention of living a nomadic habit of life in the future, and if so, how soon and in what circumstances.*

For the purposes of this planning policy, “travelling showpeople” means:

Members of a group organised for the purposes of holding fairs, circuses or shows (whether or not travelling together as such). This includes such persons who on the grounds of their own or their family's or dependants' more localised pattern of trading, educational or health needs or old age have ceased to travel temporarily, but excludes Gypsies and Travellers as defined above.

(Planning Policy for Traveller Sites, Department for Communities and Local Government (DCLG), August 2015)

- ^{2.12} The key change that was made to both definitions was the removal of the term *persons...who have ceased to travel permanently*, meaning that those who have ceased to travel permanently will not now fall under the planning definition of a Traveller for the purposes of assessing accommodation need in a GTAA.

Definition of Travelling

- ^{2.13} One of the most important questions that GTAAs will need to address in terms of applying the new definition is *what constitutes travelling?* This has been determined through case law that has tested the meaning of the term ‘nomadic’.
- ^{2.14} **R v South Hams District Council (1994)** – defined Gypsies as “*persons who wander or travel for the purpose of making or seeking their livelihood (not persons who travel from place to place without any connection between their movements and their means of livelihood.)*” This includes ‘born’ Gypsies and Travellers as well as ‘elective’ Travellers such as New Age Travellers.
- ^{2.15} In **Maidstone BC v Secretary of State for the Environment and Dunn (2006)**, it was held that a Romany Gypsy who bred horses and travelled to horse fairs at Appleby, Stow-in-the-Wold and the New Forest, where he bought and sold horses, and who remained away from his permanent site for up to two months of the year, at least partly in connection with this traditional Gypsy activity, was entitled to be accorded Gypsy status.
- ^{2.16} In **Greenwich LBC v Powell (1989)**, Lord Bridge of Harwich stated that a person could be a statutory Gypsy if he led a nomadic way of life *only seasonally*.
- ^{2.17} The definition was widened further by the decision in **R v Shropshire CC ex p Bungay (1990)**. The case concerned a Gypsy family that had not travelled for some 15 years in order to care for its elderly and infirm parents. An aggrieved resident living in the area of the family's recently approved Gypsy site sought judicial review of the local authority's decision to accept that the family had retained their Gypsy status even though they had not travelled for some considerable time. Dismissing the claim, the judge held that a

person could remain a Gypsy even if he or she did not travel, provided that their nomadism was held in abeyance and not abandoned.

- 2.18 That point was revisited in the case of **Hearne v National Assembly for Wales (1999)**, where a traditional Gypsy was held not to be a Gypsy for the purposes of planning law as he had stated that he intended to abandon his nomadic habit of life, lived in a permanent dwelling and was taking a course that led to permanent employment.
- 2.19 It is ORS' understanding that the implication of these rulings in terms of applying the new definition is that it will **only include those who travel (or have ceased to travel temporarily) for work purposes and in doing so stay away from their usual place of residence**. It can include those who have a permanent site or place of residence, but that it will not include those who travel for purposes other than work – such as visiting horse fairs and visiting friends or relatives. It will in the view of ORS also **not cover** those who commute to work daily from a permanent place of residence.
- 2.20 It will also be the case in our view that a household where some family members travel for nomadic purposes on a regular basis, but where other family members stay at home to look after children in education, or other dependents with health problems etc. the household unit would be defined as travelling under the new definition.
- 2.21 Households will also fall under the new definition if they can provide information that they have ceased to travel temporarily as a result of their own or their family's or dependants' educational or health needs or old age. In order to have ceased to travel temporarily these households will need to demonstrate that they have travelled in the past. In addition households may also have to provide information that they plan to travel again in the future.

Legislation and Guidance for Gypsies and Travellers

- 2.22 Decision-making for policy concerning Gypsies, Travellers and Travelling Showpeople sits within a complex legislative and national policy framework and this study must be viewed in the context of this legislation and guidance. For example, the following key pieces of legislation and guidance are relevant when developing policies relating to Gypsies, Travellers and Travelling Showpeople:
- » The Housing and Planning Act, 2016
 - » Planning Policy for Traveller Sites (PPTS), 2015
 - » National Planning Policy Framework (NPPF), 2012
 - » Planning Practice Guidance⁴ (PPG), 2014
- 2.23 The primary guidance for undertaking the assessment of housing need for Gypsies, Travellers and Travelling Showpeople is set out in the revised Planning Policy for Traveller Sites (PPTS) that was published in August 2015. It should be read in conjunction with the National Planning Policy Framework (NPPF). In addition the Housing and Planning Act makes provisions for the assessment of need for those Gypsy, Traveller and Travelling Showpeople households living on sites and yards who do not meet the new 'planning' definition – through the assessment of all households living in caravans.

⁴ With particular reference to the sections on Housing and Economic Development Needs Assessments

Planning Policy for Traveller Sites (PPTS) 2015

^{2.24} The revised PPTS, which came into force in August 2015, sets out the direction of Government policy. As well as introducing the new definition of a Traveller, PPTS is closely linked to the NPPF. Among other objectives, the aims of the policy in respect of Traveller sites are (PPTS Paragraph 4):

- » *Local planning authorities should make their own assessment of need for the purposes of planning.*
- » *To ensure that local planning authorities, working collaboratively, develop fair and effective strategies to meet need through the identification of land for sites.*
- » *To encourage local planning authorities to plan for sites over a reasonable timescale.*
- » *That plan-making and decision-taking should protect Green Belt from inappropriate development.*
- » *To promote more private Traveller site provision while recognising that there will always be those Travellers who cannot provide their own sites.*
- » *That plan-making and decision-taking should aim to reduce the number of unauthorised developments and encampments and make enforcement more effective.*
- » *For local planning authorities to ensure that their Local Plan includes fair, realistic and inclusive policies.*
- » *To increase the number of Traveller sites in appropriate locations with planning permission, to address under provision and maintain an appropriate level of supply.*
- » *To reduce tensions between settled and Traveller communities in plan-making and planning decisions.*
- » *To enable provision of suitable accommodation from which Travellers can access education, health, welfare and employment infrastructure.*
- » *For local planning authorities to have due regard to the protection of local amenity and local environment.*

^{2.25} In practice, the document states that (PPTS Paragraph 9):

- » *Local planning authorities should set pitch targets for Gypsies and Travellers and plot targets for Travelling Showpeople, which address the likely permanent and transit site accommodation needs of Travellers in their area, working collaboratively with neighbouring local planning authorities.*

^{2.26} PPTS goes on to state (Paragraph 10) that in producing their Local Plan local planning authorities should:

- » *Identify and annually update a supply of specific deliverable sites sufficient to provide five years' worth of sites against their locally set targets.*
- » *Identify a supply of specific, developable sites or broad locations for growth, for years 6-10 and, where possible, for years 11-15.*
- » *Consider production of joint development plans that set targets on a cross-authority basis, to provide more flexibility in identifying sites, particularly if a local planning authority has special or strict planning constraints across its area (local planning authorities have a duty to cooperate on strategic planning issues that cross administrative boundaries).*

- » *Relate the number of pitches or plots to the circumstances of the specific size and location of the site and the surrounding population's size and density.*
- » *Protect local amenity and environment.*

^{2.27} Local Authorities now have a duty to ensure a 5 year land supply to meet the identified needs for Traveller sites. However, PPTS also notes in Paragraph 11 that:

- » *Where there is no identified need, criteria-based policies should be included to provide a basis for decisions in case applications nevertheless come forward. Criteria-based policies should be fair and should facilitate the traditional and nomadic life of Travellers, while respecting the interests of the settled community.*

3. Methodology

Background

- 3.1 Over the past 10 years, ORS has continually refined a methodology for undertaking robust and defensible Gypsy, Traveller and Travelling Showpeople Accommodation Needs Assessments. This has been updated in light of the introduction of the PPG in 2014, changes to PPTS in August 2015, and the Housing and Planning Act in 2016, as well as responding to changes set out by Planning Ministers, with particular reference to new household formation rates. This is an evolving methodology that has been adaptive to changes in planning policy as well as the outcomes of Local Plan Examinations and Planning Appeals.
- 3.2 The revised PPTS contains a number of requirements for local authorities which must be addressed in any methodology. This includes the need to pay particular attention to early and effective community engagement with both settled and traveller communities (including discussing travellers' accommodation needs with travellers themselves); identification of permanent and transit site accommodation needs separately; working collaboratively with neighbouring local planning authorities; and establishing whether households fall within the new definition for Gypsies, Travellers and Travelling Showpeople.
- 3.3 The stages below provide a summary of the methodology that was used to complete this study. More information on each stage is provided in the appropriate sections of this report.
- 3.4 The approach currently used by ORS was considered in April 2016 by the Planning Inspector for the Gloucester, Cheltenham and Tewkesbury Joint Core Strategy who concluded:

'The methodology behind this assessment included undertaking a full demographic study of all occupied pitches, interviewing Gypsy and Traveller households, including those living in bricks and mortar accommodation, and considering the implications of the new Government policy. On the evidence before me, I am satisfied that the assessment has been appropriately carried out, and there is no reason for me to dispute the figures.'

Glossary of Terms

- 3.5 A Glossary of Terms can be found in **Appendix A**.

Desk-Based Review

- 3.6 ORS collated a range of secondary data that was used to support the study. This included:
- » Census data.
 - » Site records.
 - » Caravan counts.
 - » Records of unauthorised sites/encampments.
 - » Information on planning applications/appeals.
 - » Information on enforcement actions.
 - » Existing Needs Assessments and other relevant local studies.
 - » Existing national and local policy.

Stakeholder Engagement

- 3.7 Engagement was undertaken with key Council Officers and with wider stakeholders through telephone interviews. Council stakeholders include Officers from departments including Housing, Planning, Gypsy and Traveller Liaison, Education, Environmental Health and Highways. Wider stakeholders included representatives from the local Gypsy and Traveller community, the Showmen's Guild, registered housing providers and a local planning agent. Whilst the Gypsy Council and the Traveller Solidarity Network were contacted to see if they would like to be involved in the study, they did not respond to the request. Detailed Topic Guides were agreed with the Councils for the telephone interviews.

Working Collaboratively with Neighbouring Planning Authorities

- 3.8 To help support the duty to cooperate and provide background information for the study, telephone interviews were conducted with Planning Officers in neighbouring planning authorities. These interviews will help to ensure that wider issues that may impact on this project are fully understood. This included interviews with Officers from the Councils set out below. Again, a detailed Topic Guide was agreed with the Councils.

- | | |
|-------------------------|-----------------------|
| » East Herts | » Fenland |
| » Bedford | » North Hertfordshire |
| » Braintree | » South Holland |
| » Breckland | » South Kesteven |
| » Central Bedfordshire | » Uttlesford |
| » East Northamptonshire | |

Survey of Travelling Communities

- 3.9 Through the desk-based research and the stakeholder interviews, ORS sought to identify all authorised and unauthorised sites/yards and encampments in the study area and attempted to complete an interview with the residents on all occupied pitches and plots. In order to gather robust information to use to assess households against the new planning definition of a Traveller multiple visits were made to households where it was not possible to conduct an interview because they were not in or not available.
- 3.10 Our experience suggests that an attempt to interview households on all pitches is more robust, as opposed to a sample based approach which often leads to an under-estimate of need - an approach which is regularly challenged by the Planning Inspectorate and at planning appeals.
- 3.11 ORS worked closely with the Councils to ensure that the interviews collected all the necessary information to support the study. The Site Record Form that was used has been updated to take account of recent changes to PPTS and to collect the information ORS feel is necessary to apply the new household definition. All pitches and plots were visited either by members of our dedicated team of experienced interviewers who work solely on our GTAA studies across England and Wales, or in the case of Peterborough and East Cambridgeshire by members of Council staff with experience of working with their local travelling communities. They conducted semi-structured interviews with residents to determine their current demographic characteristics, their current or future accommodation needs, whether there is any over-

crowding or the presence of concealed households and travelling characteristics (to meet the new requirements in PPTS). Interviewers also sought to identify contacts living in bricks and mortar to interview, as well as an overall assessment of each site to determine any opportunities for intensification or expansion to meet future needs.

- 3.12 They also sought information from residents on the type of pitches they may require in the future – for example private or socially rented, together with any features they may wish to be provided on a new pitch or site.
- 3.13 Where it was not possible to undertake an interview, staff sought to capture as much information as possible about each pitch using a Pitch Outcome Form from sources including neighbouring residents and site management (if present).

Engagement with Bricks and Mortar Households

- 3.14 ORS apply a rigorous approach to making contact with bricks and mortar households as this is a common issue raised at Local Plan examinations and planning appeals. Contacts were identified through a range of sources including the interviews with people on existing sites and yards, intelligence from the stakeholder interviews, information from housing registers and other local knowledge from stakeholders, adverts on social media (including the Friends Families and Travellers Facebook group) and on Council websites. Examples are shown below and in Chapter 6. Interviews were attempted with all contacts that were identified. Through this approach we endeavoured to do everything within our means to give households living in bricks and mortar the opportunity to make their views known to us.
- 3.15 As a rule we do not extrapolate the findings from our fieldwork with bricks and mortar households up to the total estimated bricks and mortar population as a whole as in our experience this leads to a significant over-estimate of the number of households wishing to move to a site or a yard. We work on the assumption that all those wishing to move will make their views known to us based on the wide range of publicity we will put in place. Thus we are seeking to shift the burden of responsibility on to those living in bricks and mortar through demonstrating rigorous efforts to make them aware of the study.

Figure 23 – Bricks and Mortar Adverts



Friends, Families and Travellers
4 mins · 🌐

Opinion Research Services (ORS) is an independent research company who carry out Gypsy, Traveller and Travelling Showpeople Accommodation Assessments across the country. These assessments must be carried out by every council to inform them how many new pitches and plots will need to be provided in the future.


ORS would like to speak to Gypsies, Travellers and Travelling Showpeople who are looking to develop a site or yard or who live in bricks and mortar and would prefer to live on a site or yard in any of the following areas:

Aylesbury Vale, Basildon, Braintree, Brentwood, Bristol, Cambridge, Castle Point, Central Bedfordshire, Chelmsford, Cheltenham, Chiltern, Colchester, Cotswold, Daventry, East Cambridgeshire, Eastleigh, Elmbridge, Epping Forest, Forest Heath, Forest of Dean, Gloucester, Hambleton, Harlow, Hart, Havering, Huntingdonshire, King's Lynn and West Norfolk, Lewisham, Maldon, Northampton, Peterborough, Plymouth, Reigate and Banstead, Rochford, Selby, South Bucks, South Cambridgeshire, South Gloucestershire, South Hams, South Northamptonshire, Southend-on-Sea, St Edmundsbury, Stroud, Tandridge, Tower Hamlets, Tendring, Tewkesbury, Thurrock, Tower Hamlets, Uttlesford, West Devon, West Oxfordshire, Wycombe, Wyre and York.

Your views are very important to us.

If you would like to speak to ORS about your accommodation needs please contact Claire Thomas on 01792 535337 or email claire.thomas@ors.org.uk

👍 Like 💬 Comment ➦ Share



Opinion Research Services
Excellent research for the public, voluntary and private sectors

Gypsy, Traveller & Travelling Showpeople Accommodation Assessments

Opinion Research Services (ORS) is an independent research company who carry out Gypsy, Traveller and Travelling Showpeople Accommodation Assessments across the country. These assessments must be carried out by every council to inform them how many new pitches and plots will need to be provided in the future.

ORS would like to speak to Gypsies, Travellers and Travelling Showpeople who are looking to develop a site or yard or who live in bricks and mortar and would prefer to live on a site or yard in any of the following areas:

Aylesbury Vale, Basildon, Blackpool, Braintree, Brentwood, Bristol, Cambridge, Castle Point, Central Bedfordshire, Chelmsford, Cheltenham, Chiltern, Colchester, Cotswold, Daventry, East Cambridgeshire, Eastleigh, Elmbridge, Forest Heath, Forest of Dean, Fylde, Gloucester, Hambleton, Harlow, Huntingdonshire, King's Lynn and West Norfolk, Lambeth, Lewisham, Maldon, Northampton, Peterborough, Plymouth, Reigate and Banstead, Rochford, Selby, South Bucks, South Cambridgeshire, South Gloucestershire, South Hams, South Northamptonshire, Southend-on-Sea, St Edmundsbury, Stroud, Tandridge, Tendring, Tewksbury, Thurrock, Tower Hamlets, Uttlesford, Vale of Glamorgan, West Devon, Wycombe, Wyre and York

Your views are very important to us.

If you would like to speak to ORS about your accommodation needs please contact **Claire Thomas** on **01792 535337** or email claire.thomas@ors.org.uk

Timing of the Fieldwork

- 3.16 ORS are fully aware of the transient nature of many travelling communities and subsequent seasonal variations in site and yard occupancy. As such all of the fieldwork was undertaken during the non-travelling season, and also avoided days of known local or national events. Fieldwork was completed between November 2015 and February 2016.

Waiting Lists

- 3.17 ORS obtained details of households on the waiting lists for public sites and undertook detailed analysis of the waiting lists to identify households living in bricks and mortar to interview, to eliminate any double counting from doubled up or concealed households on sites, and to identify those living outside of the study area.

Calculating Current and Future Need

- 3.18 The primary change to the 2015 PPTS in relation to the assessment of need is the change in the definition of a Gypsy, Traveller or Travelling Showperson for planning purposes. Through the site interviews ORS sought to collect information necessary to assess each household against the new definition. As the new PPTS has only recently been issued only a small number of relevant appeal decisions have been issued by the Planning Inspectorate on how the new definition should be applied – these support the view that households need to be able to provide information that they travel for work purposes to meet the new definition, and stay away from their usual place of residence when doing so.
- 3.19 To identify need, PPTS requires an assessment for current and future pitch requirements, but does not provide a methodology for this. However, as with any housing assessment, the underlying calculation can be broken down into a relatively small number of factors. In this case, the key issue is to compare the supply of pitches available for occupation with the current and future needs of the population.

Non-Travelling Households

- 3.20 Whilst households who do not travel fall outside the new definition of a Traveller, Romany Gypsies and Irish and Scottish Travellers may be able to demonstrate a right to culturally appropriate accommodation under the Equalities Act 2010. In addition provisions set out in the new Housing and Planning Act (2016) now include a duty (under Section 8 of the 1985 Housing Act that covers the requirement for a periodical review of housing needs) for local authorities to consider the needs of people residing in or resorting to their district with respect to the provision of sites on which caravans can be stationed, or places on inland waterways where houseboats can be moored. Draft Guidance⁵ related to this section of the Housing and Planning Act has been published setting out how the government would want local housing authorities to undertake this assessment and it is the same as the GTAA assessment process. The implication is therefore that the housing needs of any Gypsy and Traveller households who do not meet the new 'planning' definition of a Traveller will need to be assessed as part of the wider housing needs of the area, for example through the SHMA process, and will form a subset of the wider need arising from households residing in caravans. An assessment of need for non-travelling Travellers can be found in **Appendix B**.

Unknown Households

- 3.21 As well as calculating need for households that meet the new 'planning' definition, the needs of the households where an interview was not completed (either due to refusal to be interviewed or households that were not present during the fieldwork period) need to be assessed as part of the GTAA where they are believed to be ethnic Gypsies and Travellers who **may** meet the new definition. Whilst there is no law or guidance that sets out how the needs of these households should be addressed, an approach has been taken that seeks an estimate of potential need from these households. This will be a maximum additional need figure over and above the need identified for households that do meet the new definition.
- 3.22 The estimate seeks to identify potential current and future need from any pitches known to be temporary or unauthorised, and through new household formation. For the latter the national rate of 1.50% has been used as the demographics of residents are unknown. This approach is consistent with the outcomes of a recent Planning Appeal where access to a site was not possible but basic information was known about the number of households residing there. (Planning Inspectorate Ref: APP/Z6950/A/14/2212012).
- 3.23 Should further information be made available to the Councils that will allow for the new definition to be applied, these households could either form a component of need to be added to the known need figure for those who meet the new definition in the GTAA, or a component of need to be added to the need for those who do not meet the new definition to be assessed as part of the wider housing needs of the area.
- 3.24 ORS are of the opinion that it would not be appropriate when producing a robust assessment of need to make any firm assumptions about whether or not households where an interview was not completed meet the new definition based on the outcomes of households where an interview was completed.
- 3.25 However, data that has been collected from over 1,500 household interviews that have been completed by ORS since the changes to PPTS in 2015 suggests that overall approximately 10% of households who have been interviewed meet the new definition – and in some local authorities, particularly London Boroughs, 100% of households do not meet the new definition.

⁵ "Draft guidance to local housing authorities on the periodical review of housing needs for caravans and houseboats." (March 2016)

- 3.26 This would suggest that it is likely that only a small proportion of the potential need identified from these households will need new Gypsy and Traveller pitches, and that the needs of the majority will need to be addressed through the SHMA.
- 3.27 Councils will need to carefully consider how to address the needs associated with 'Unknown' Travellers in Local Plan policies as it is unlikely that all of this need will need to be addressed through the provision of Gypsy or Traveller pitches. In terms of Local Plan policies the Councils could consider the use of a criteria-based policy (as suggested in PPTS) for any unknown households that do provide evidence that they meet the definition. An assessment of need for unknown Travellers can also be found in **Appendix B**.

Applying the New Definition

- 3.28 When the household survey was completed the outcomes from the questions on travelling were used to determine the status of each household against the new definition in PPTS. The same definition issue applies to Travelling Showpeople as to Gypsies and Travellers.
- 3.29 At this point ORS think that households that need to be considered in the GTAA fall under one of 3 classifications that will determine whether their housing needs will need to be assessed in the GTAA.
- » Households that travel under the new definition.
 - » Households that have ceased to travel temporarily under the new definition.
 - » Households where an interview was not possible who may fall under the new definition.
- 3.30 Only those households that meet, or may meet, the new definition will form the components of need to be included in the GTAA. Whilst the needs of those households that do not meet the new definition do not need to be included in the GTAA, they will be assessed to provide the Councils with components of need to consider as part of the SHMA (see **Appendix B**).

Supply of Pitches

- 3.31 The first stage of the assessment sought to determine the number of occupied, vacant and potentially available supply in the study area:
- » Current vacant pitches.
 - » Pitches currently with planning consent due to be developed within 5 years.
 - » Pitches vacated by people moving to housing.
 - » Pitches vacated by people moving from the study area (out-migration).
- 3.32 It is important when seeking to identify supply from vacant pitches that they are in fact available for general occupation – i.e. on a public or social rented site, or on a private site that is run on a commercial basis with anyone being able to rent a pitch if they are available. Typically vacant pitches on small private family sites are not included as components of available supply, but can be used to meet any current and future need from the family living on the site.

Current Need

^{3.33} The second stage was to identify components of current need. It is important to address issues of double counting – for example concealed or doubled-up households may also be on the waiting list, as may households in bricks and mortar. Current need is made up of the following:

- » Households on unauthorised developments for which planning permission is not expected.
- » Households on unauthorised encampments for which planning permission is not expected.
- » Concealed, doubled-up or over-crowded households (including single adults).
- » Households in bricks and mortar wishing to move to sites.
- » Households in need on waiting lists for public sites.

Future Need

^{3.34} The final stage was to identify components of future need. This includes the following four components:

- » Older teenage children in need of a pitch of their own.
- » Households living on sites with temporary planning permissions.
- » New household formation.
- » In-migration.

^{3.35} Household formation rates are often the subject of challenge at appeals or examinations. We agree with the position now being taken by DCLG and firmly believe that any household formation rates should use a robust local evidence base where household interviews have been completed, rather than simply relying on precedent. This is set out in more detail later in Chapter 7 of this report.

^{3.36} All of these components of supply and need are presented in easy to understand tables which identify the overall net need for current and future accommodation for both Gypsies and Travellers, and for Travelling Showpeople. This has proven to be a robust model for identifying needs. The residential and transit pitch needs for Gypsies and Travellers are identified separately and the needs are identified in 5 year periods to 2036.

Pitch Turnover

^{3.37} Some assessments of need make use of pitch turnover as an ongoing component of supply. ORS do not agree with this approach or about making any assumptions about annual turnover rates. This is an approach that usually ends up with a significant under-estimate of need as in the majority of cases vacant pitches on sites are not available to meet any additional need. The use of pitch turnover has been the subject of a number of Inspectors' Decisions, for example APP/J3720/A/13/2208767 found a GTAA to be unsound when using pitch turnover and concluded:

West Oxfordshire Council relies on a GTAA published in 2013. This identifies an immediate need for 6 additional pitches. However the GTAA methodology treats pitch turnover as a component of supply. This is only the case if there is net outward migration yet no such scenario is apparent in

West Oxfordshire. Based on the evidence before me I consider the underlying criticism of the GTAA to be justified and that unmet need is likely to be higher than that in the findings in the GTAA.

- 3.38 In addition a GTAA Best Practice Guide was produced in June 2016 by a number of organisations including Friends, Families and Travellers, the London Gypsy and Traveller Unit, the York Travellers Trust, the Derbyshire Gypsy Liaison Group, Garden Court Chambers and Leeds GATE concluded that:

Assessments involving any form of pitch turnover in their supply relies upon making assumptions; a practice best avoided. Turnover is naturally very difficult to assess accurately and in practice does not contribute meaningfully to additional supply so should be very carefully assessed in line with local trends. Mainstream housing assessments are not based on the assumption that turnover within the existing stock can provide for general housing needs.

- 3.39 As such, other than current vacant pitches on sites that are known to be available, pitch turnover has not been considered as a component of supply in this GTAA.

Transit Provision

- 3.40 PPTS also requires an assessment of the need for any transit sites or stopping places. While the majority of Gypsies and Travellers have permanent bases either on Gypsy and Traveller sites or in bricks and mortar and no longer travel, other members of the community either travel permanently or for part of the year. Due to the mobile nature of the population, a range of sites or management approaches can be developed to accommodate Gypsies and Travellers as they move through different areas.

- » Transit sites
- » Temporary/Emergency stopping places
- » Temporary (seasonal) sites
- » Negotiated Stopping Agreements

- 3.41 In order to investigate the potential need for transit provision when undertaking work to support the study, ORS sought to undertake analysis of any records of unauthorised sites and encampments, as well as information from the CLG Caravan Count. The outcomes of the interviews with Council Officers, Officers from neighbouring local authorities and other stakeholders were also taken into consideration when determining this element of need in the study area.

4. Gypsy, Traveller and Travelling Showpeople Sites and Population

Introduction

- 4.1 One of the main considerations of this study is to provide evidence to support the provision of pitches and plots to meet the current and future accommodation needs of Gypsies, Travellers and Travelling Showpeople. A pitch is an area normally occupied by one household, which typically contains enough space for one or two caravans, but can vary in size. A site is a collection of pitches which form a development exclusively for Gypsies and Travellers. For Travelling Showpeople, the most common descriptions used are a plot for the space occupied by one household and a yard for a collection of plots which are typically exclusively occupied by Travelling Showpeople. Throughout this study the main focus is upon how many extra pitches for Gypsies and Travellers and plots for Travelling Showpeople are required in the study area.
- 4.2 The public and private provision of mainstream housing is also largely mirrored when considering Gypsy and Traveller accommodation. One common form of a Gypsy and Traveller site is the publicly-provided residential site, which is provided by a Local Authority or by a Registered Provider (usually a Housing Association). Pitches on public sites can be obtained through signing up to a waiting list, and the costs of running the sites are met from the rent paid by the licensees (similar to social housing).
- 4.3 The alternative to public residential sites are private residential sites and yards for Gypsies, Travellers and Travelling Showpeople. These result from individuals or families buying areas of land and then obtaining planning permission to live on them. Households can also rent pitches on existing private sites. Therefore, these two forms of accommodation are the equivalent to private ownership and renting for those who live in bricks and mortar housing. Generally the majority of Travelling Showpeople yards are privately owned and managed.
- 4.4 The Gypsy, Traveller and Travelling Showpeople population also has other forms of sites due to its mobile nature. Transit sites tend to contain many of the same facilities as a residential site, except that there is a maximum period of residence which can vary from a few days or weeks to a period of months. An alternative to a transit site is an emergency or negotiated stopping place. This type of site also has restrictions on the length of time someone can stay on it, but has much more limited facilities. Both of these two types of site are designed to accommodate, for a temporary period, Gypsies, Travellers and Travelling Showpeople whilst they travel. A number of authorities also operate an accepted encampments policy where short-term stopovers are tolerated without enforcement action.
- 4.5 Further considerations for the Gypsy and Traveller population are unauthorised developments and encampments. Unauthorised developments occur on land which is owned by the Gypsies and Travellers or with the approval of the land owner, but for which they do not have planning permission to use for residential purposes. Unauthorised encampments occur on land which is not owned by the Gypsies and Travellers.

Sites and Yards in the Study Area

Cambridge

- 4.6 In Cambridge there are currently no authorised Gypsy or Traveller sites and no authorised Travelling Showpeople yards. However there are 2 Gypsy households living on a mobile home site.

East Cambridgeshire

- 4.7 In East Cambridgeshire there are currently 3 public sites with 29 pitches; 40 private sites with permanent planning permission with 105 pitches; no sites with temporary planning permission; 10 sites that are tolerated for planning purposes with 18 pitches; no unauthorised sites; and 9 private Travelling Showpeople yards with 20 plots. There is no transit provision in East Cambridgeshire. Further details can be found in Chapter 6 and **Appendix C**.

Figure 24 - Total amount of authorised provision in East Cambridgeshire (February 2016)

Category	Sites/Yards	Pitches/Plots
Private with permanent planning permission	40	105
Private sites with temporary planning permission	0	0
Public Sites (Council and Registered Providers)	3	29
Public Transit Provision	0	0
Private Transit Provision	0	0
Travelling Showpeople Provision	9	20

Forest Heath (West Suffolk)

- 4.8 In Forest Heath there are currently no public sites; 5 private sites with permanent planning permission with 57 pitches; no sites with temporary planning permission; no sites that are tolerated for planning purposes; 2 unauthorised sites with 3 pitches; and no Travelling Showpeople yards. There is no transit provision in Forest Heath. Further details can be found in Chapter 6 and **Appendix C**.

Figure 25 - Total amount of authorised provision in Forest Heath (February 2016)

Category	Sites/Yards	Pitches/Plots
Private with permanent planning permission	5	57
Private sites with temporary planning permission	0	0
Public Sites (Council and Registered Providers)	0	0
Public Transit Provision	0	0
Private Transit Provision	0	0
Travelling Showpeople Provision	0	0

Huntingdonshire

- 4.9 In Huntingdonshire there is currently 1 public site with 20 pitches; 12 private sites with permanent planning permission with 35 pitches; no sites with temporary planning permission; 2 sites that are tolerated for planning purposes with 13 pitches; and 5 unauthorised sites with 7 pitches. There is no transit provision in Huntingdonshire. Further details can be found in Chapter 6 and **Appendix C**.

Figure 26 - Total amount of authorised provision in Huntingdonshire (February 2016)

Category	Sites/Yards	Pitches/Plots
Private with permanent planning permission	12	35
Private sites with temporary planning permission	0	0
Public Sites (Council and Registered Providers)	1	20
Public Transit Provision	0	0
Private Transit Provision	0	0
Travelling Showpeople Provision ⁶	1	4

King's Lynn and West Norfolk

^{4.10} In King's Lynn and West Norfolk there is currently 1 public site with 27 pitches; 49 private sites with permanent planning permission with 150 pitches; no sites with temporary planning permission; no sites that are tolerated for planning purposes; 1 unauthorised site with 1 pitch; and 4 Travelling Showpeople yards with 10 plots. There is no transit provision in King's Lynn and West Norfolk. Further details can be found in Chapter 6 and **Appendix C**.

Figure 27 - Total amount of authorised provision in King's Lynn and West Norfolk (February 2016)

Category	Sites/Yards	Pitches/Plots
Private with permanent planning permission	49	150
Private sites with temporary planning permission	0	0
Public Sites (Council and Registered Providers)	1	27
Public Transit Provision	0	0
Private Transit Provision	0	0
Travelling Showpeople Provision	4	10

Peterborough

^{4.11} In Peterborough there are currently 2 public sites with 64 pitches; 11 private sites with permanent planning permission with 17 pitches; no sites with temporary planning permission; no sites that are tolerated for planning purposes; 1 unauthorised site with 1 pitch; and no Travelling Showpeople yards. There is no transit provision in Peterborough. Further details can be found in Chapter 6 and **Appendix C**.

Figure 28 - Total amount of authorised provision in Peterborough (February 2016)

Category	Sites/Yards	Pitches/Plots
Private with permanent planning permission	11	17
Private sites with temporary planning permission	0	0
Public Sites (Council and Registered Providers)	2	64
Public Transit Provision	0	0
Private Transit Provision	0	0
Travelling Showpeople Provision	0	0

⁶ This yard was vacant and did not appear to have been occupied for some time

South Cambridgeshire

- 4.12 In South Cambridgeshire there are currently 2 public sites with 32 pitches; 51 private sites with permanent planning permission with 323 pitches; 2 sites with temporary planning permission with 3 pitches; no sites that are tolerated for planning purposes; 3 unauthorised sites with 3 pitches; and 2 Travelling Showpeople yards with 32 plots. There is no transit provision in South Cambridgeshire. Further details can be found in Chapter 6 and **Appendix C**.

Figure 29 - Total amount of authorised provision in South Cambridgeshire (February 2016)

Category	Sites/Yards	Pitches/Plots
Private with permanent planning permission	51	323
Private sites with temporary planning permission	2	3
Public Sites (Council and Registered Providers)	2	32
Public Transit Provision	0	0
Private Transit Provision	0	0
Travelling Showpeople Provision	2	31

St Edmundsbury (West Suffolk)

- 4.13 In St Edmundsbury there are currently no public sites; 4 private sites with permanent planning permission for 6 pitches; no sites with temporary planning permission; 3 sites that are tolerated for planning purposes with 8 pitches; no unauthorised sites; and 2 Travelling Showpeople yards with 2 plots. There is no transit provision in St Edmundsbury. Further details can be found in Chapter 6 and **Appendix C**.

Figure 30 - Total amount of authorised provision in St Edmundsbury (February 2016)

Category	Sites/Yards	Pitches/Plots
Private with permanent planning permission	4	6
Private sites with temporary planning permission	0	0
Public Sites (Council and Registered Providers)	0	0
Public Transit Provision	0	0
Private Transit Provision	0	0
Travelling Showpeople Provision	2	2

Caravan Count

- 4.14 Another source of information available on the Gypsy, Traveller and Travelling Showpeople population is the bi-annual Traveller Caravan Count which is conducted by each Local Authority in England on a specific date in January and July of each year, and reported to DCLG. This is a statistical count of the number of *caravans* on both authorised and unauthorised sites across England. With effect from July 2013, DCLG has renamed the 'Gypsy and Traveller Caravan Count' as the 'Traveller Caravan Count.'
- 4.15 As this count is of caravans and not households, it makes it more difficult to interpret because it does not count pitches or resident households. The count is merely a 'snapshot in time' conducted by the Local Authority on a specific day, and any unauthorised sites or encampments which occur on other dates will not be recorded. Likewise any caravans that are away from sites on the day of the count will not be included. As such it is not considered appropriate to use the outcomes from the Traveller Caravan Count in

the calculation of current and future need as the information collected during the site visits is seen as more robust and fit-for-purpose. However the Caravan Count data has been used to *support* the identification of the need to provide for transit provision and this is set out in Chapter 7.

5. Stakeholder Engagement

Introduction

- 5.1 To be consistent with the guidance set out in Planning Policy for Traveller Sites and the methodology used in other GTAA studies, ORS undertook a stakeholder engagement programme to complement the information gathered through interviews with members of the Travelling Community. This consultation took the form of telephone interviews which were tailored to the role of the individual. The aim of these interviews was to provide an understanding of: current provision and possible future need; short-term encampments and transit provision; and cross-border issues. Importantly, stakeholders who are in contact with members of the travelling community who are in bricks and mortar were asked if they could inform them that the study is taking place and provide details about how they could participate in a confidential telephone interview with a member of the ORS research team.
- 5.2 Nineteen interviews were completed with Council Officers from departments including Planning Policy and Enforcement; Housing; Gypsy and Traveller Liaison and Service Development. Eleven of the 14 neighbouring authorities took part in the study. Interviews with five wider stakeholders were completed and included two Housing Associations (Luminus and Sanctuary Housing Associations), a planning agent, a member of the Gypsy and Traveller community, and a representative of the Showmen's Guild.

Figure 31 – Interviews Completed

Local Authority	Interviews	Departments
Cambridge City	2	Planning and Housing
East Cambridgeshire	2	Planning and Housing
South Cambridgeshire	3	Planning and Housing
Huntingdonshire	3	Planning and Environmental Health
Peterborough	3	Planning, housing and Police
Kings Lynn and West Norfolk	4	Planning, Housing, Gypsy and Traveller Liaison and service development
Forest Heath and St Edmundsbury	2	Housing and Norfolk and Suffolk Gypsy Roma and Traveller Service

- 5.3 As stated in the Planning Policy for Traveller Sites, Local Authorities have a duty to cooperate on strategic planning issues that cross administrative boundaries (S.110 Localism Act 2011). In order to explore issues relating to cross boundary working, ORS sought to contact a representative in each of the 14 neighbouring authorities and interviews were completed with the 11 listed below. It was not possible to complete an interview with representatives from Mid Suffolk & Babergh, North Norfolk or Rutland:

- | | |
|-------------------------|-----------------------|
| » East Herts | » Fenland |
| » Bedford | » North Hertfordshire |
| » Braintree | » South Holland |
| » Breckland | » South Kesteven |
| » Central Bedfordshire | » Uttlesford |
| » East Northamptonshire | |

- 5.4 The number of interviews undertaken is viewed to be satisfactory and consistent with similar GTAA's that ORS have completed.
- 5.5 Due to issues surrounding data protection, and in order to protect the anonymity of those who took part, this section presents a summary of the views expressed by interviewees and verbatim comments have not been used.
- 5.6 The first section provides the response from key stakeholders and council officers from the study area and neighbouring authorities. The views expressed in this section of the report represent a balanced summary of the views expressed by stakeholders, based on the views of the individuals concerned, rather than the official policy of their Council. Following this section, the response from the Showmen's Guild is presented.

Views of Key Stakeholders and Council Officers in Cambridge

Accommodation Need

- 5.7 There are currently no authorised sites for Gypsies and Travellers in Cambridge, however there are 2 Gypsy and Traveller households living on a mobile home park. The previous GTAA identified a need for one pitch; however, stakeholders explained that efforts to meet this need have been unsuccessful and will continue to be difficult insofar as land values are consistently high, Cambridge is surrounded by Green Belt and there is a high demand for land for a range of uses in the area. As part of plan preparation, Cambridge City Council carried out detailed work on the design of Gypsy and Traveller sites in order to appropriately consider the potential landtake of a new Gypsy and Traveller site. Following this work, the Council carried out an assessment of land within the administrative boundary for its suitability for use for Gypsy and Traveller provision. This work was completed in 2012. No potential sites were identified within Cambridge.
- 5.8 In order to consider and address Traveller issues, there is an active member working group which is made up of the executive councillor for housing and three other cross-party members. The group takes place when matters arise. The member working group has overseen the work undertaken as part of the review of the Local Plan, including work on the design and provision of sites and work with neighbouring authorities.

Travellers living in Bricks and Mortar

- 5.9 As there are no sites in the area there is no site waiting list. There is however a small number of people who have identified themselves as 'Gypsy' or 'Traveller' on the Council housing list and a smaller number on the housing register who have already been housed. Additionally, there are a small number of council tenants who identify themselves as Gypsy and Traveller.

Short-term Roadside Encampments and Transit Provision

- 5.10 Intermittent encampments occur on the five County Council park and ride sites which surround Cambridge City and there are occasional encampments on other pieces of land including highways and private land. The main reason given by Travellers is the need to access services at Addenbrooke's Hospital. As a result of preventative action, the County Council has reduced the frequency of these encampments.

Cross-border Issues and the Duty to Cooperate

- 5.11 Cambridge sits inside South Cambridgeshire and therefore there is a natural partnership between the Council areas, particularly on planning related matters. The two authorities consulted on the stages of plan-making at similar times, and subsequently submitted their Local Plans at the same time. The Local Plans are now being examined by the same Inspectors and strategic matters are being examined together. Prior to the review of the Local Plan, Cambridge worked with South Cambridgeshire on its Gypsy and Traveller DPD, particularly around the Chesterton Fen area (which is directly adjacent to Cambridge), and participated in consultation events. Cambridge and South Cambridgeshire remain committed to working together and have agreed to produce a joint Local Plan in the future.
- 5.12 Stakeholders highlighted the amount of cross-border working, including the planning policy forum, joint strategic planning unit which covers all Cambridgeshire districts and some of the neighbouring authorities in Suffolk and a sub-regional housing board. Also, chief planning officers across the districts meet regularly. Stakeholders agreed that Cambridgeshire authorities are meeting the Duty to Cooperate and that the commissioning of a joint Accommodation Assessment is evidence of this.

Views of Key Stakeholders and Council Officers in East Cambridgeshire

Accommodation Need

- 5.13 There are currently two public sites. Officer was not aware of any overcrowding and there is little turnover of pitches on the site.
- 5.14 There was a third site with nine pitches in Burwell, however it was closed in January 2015 as a result of a murder on the site. This is still viewed as a temporary measure and it was explained that the Council would consider opening the site if there was sufficient interest. However, the site has been vandalised and it would need extensive renovation if it were to reopen. Many of the former site residents were family members of the person convicted of the murder and have moved out of the area. One family is still in contact with the Council to enquire about provision in the area and was contacted as part of this study.
- 5.15 A waiting list is held for both public sites and most recently there have been two people on the waiting list, both of whom are out of area. One of these families has since been housed in bricks and mortar accommodation in the area.
- 5.16 The officer was aware of a recent planning permission for nine pitches and felt that this made up for the loss of public provision at Burwell.

Short-term Roadside Encampments and Transit Provision

- 5.17 Stakeholders were not aware of any problems in relation to short-term encampments but one officer felt that it would be sensible to have a transit site somewhere in the area for those who want to access hospital services.

Cross-border Issues and the Duty to Cooperate

- 5.18 One officer highlighted the existence of a Traveller Strategic group which takes place across the sub-region and is attended by the District Council, Traveller Liaison Officers, Health, Education and Police. The group is thought to be useful and draws upon the knowledge and experience of those who attend.

Views of Key Stakeholders and Council Officers in Forest Heath and St Edmundsbury

Accommodation Need

- 5.19 There is currently one council-owned site with 35 pitches in Forest Heath, although this has a long term management agreement and is managed by a member of the Traveller community and so is classed as being a privately run site. At present the site is only approximately 50% occupied and that this is due to some unrest on the site a number of years ago which caused a number of residents to leave, although a number are now beginning to move back onto the site.
- 5.20 Of those who moved from the site, a number moved to a private site fairly close by and others moved out of the area.
- 5.21 There are a number of smaller private sites in Forest Heath that have been given planning permission.
- 5.22 In St Edmundsbury there is only private provision and no council-owned sites. There is one family that requires permanent accommodation and they are currently residing on a council owned tolerated site until the outcome of a planning appeal for a permanent site is known.

Short-term Roadside Encampments and Transit Provision

- 5.23 In St Edmundsbury, there are pre-emptive injunctions on a lot of land within Bury St Edmunds itself (mostly car parks and park land), because there have been issues in the past with travellers moving onto sites in the summer months. In Forest Heath, they also see incursions predominantly in the summer months. During the period 2009 to July 2015 there were 58 incidences of encampments in St Edmundsbury, some as a result of the same family moving around the district and 12 during the same period in Forest Heath.
- 5.24 The A14 runs through both districts, with A11 also running through Forest Heath, these transport routes provide good links to the coast and the midlands. A number of the incursions have been due to European Travellers including French, Portuguese and Polish travellers moving through the area on holiday or exploring work opportunities, particularly during the summer months.
- 5.25 In terms of managing encampments, St Edmundsbury and Forest Heath are signed up to the Suffolk and Norfolk protocol for unauthorised encampments, undertaking a welfare assessment and trying to move the travellers onto a more appropriate location as quickly as possible. Both authorities also provide funding to the costs of operating the Norfolk and Suffolk Gypsy and Traveller liaison service.

- 5.26 The east Suffolk GTAA (which did not include West Suffolk) undertaken by ORS in 2013 identified the need for three 8 pitch transit sites across Suffolk along the main transport corridors. Forest Heath and St Edmundsbury are currently working on a joint programme with all the other authorities in Suffolk to find three transit sites across Suffolk. They are assessing a number of potential sites submitted through a call for sites to establish whether any of these may be suitable.
- 5.27 It is felt that three additional transit sites would be beneficial particularly as it would enable the authorities to move traveller onto more suitable locations where they would be able to access amenities such as power and water.

Cross-border Issues and the Duty to Cooperate

- 5.28 There is considerable cross border movement of travellers in Suffolk particularly during the summer months along the main A11 and A14 transport routes. The lack of transit provision across Suffolk was considered to be one of the main cross border issues, although work is currently underway trying to identify three locations on which transit could be located sites across the county.
- 5.29 West Suffolk take part in the Norfolk and Suffolk Traveller forum which is attended by Travellers, managers of publically owned sites, all agencies including fire service, police liaison of gypsies, and housing associations across Norfolk and Suffolk. The forum is considered to be useful and deals with a range of issues of cross-border issues.
- 5.30 Both the West Suffolk authorities sit within the Cambridge housing sub-region, and the GTAA has been undertaken across the housing sub-region. One officer felt it would be a good idea to discuss transit site provision with Cambridgeshire, as well as the work currently underway in Suffolk.

Views of Key Stakeholders and Council Officers in Huntingdonshire

Accommodation Need

- 5.31 There is one public site with 20 pitches, which is managed by Luminus Housing Association. There is a site waiting list, however, due to the low turnover of pitches very few travellers believe they would have a chance of acquiring a pitch and therefore tend not to put their name down on the list. One stakeholder felt there to be a lack of provision for those who cannot afford their own private sites or who do not have the skills and knowledge to apply for the sites.
- 5.32 In terms of private provision the current pitches are not known to be overcrowded and are considered to be a good size.
- 5.33 In the last five years, the authority granted temporary permission on a number of sites with the view that by 2014 they would have an adopted policy and they could revisit these planning applications. However, since the change of definition and the delayed preparation of the Local Plan, when these sites have come up for renewal they have been considered against the criteria in the draft Local Plan to 2036, and have generally been granted permanent permission. Overall, although they are not ideal sites, there are no better ones coming forward.
- 5.34 There is one site for Travelling Showpeople with four pitches which was given planning permission in 2011 but stakeholders were not aware that this had been implemented.

Short-term Roadside Encampments and Transit Provision

- 5.35 Stakeholders interviewed had little involvement in the management of short-term encampments.

Cross-border Issues and the Duty to Cooperate

- 5.36 Stakeholders felt there to be sufficient cross-border working, with council officers being active members of the countywide planning policy forum, chief planning officer group, and Cambridge sub-Region Housing Board, which meet regularly to discuss strategic planning and housing issues; furthermore, the council is a member of the countywide Travellers Strategic Co-ordination Group- a partnership group which leads on Cambridgeshire traveller issues. The Cambridgeshire & Peterborough Joint Strategic Planning Unit supports the Cambridgeshire and Peterborough authorities in addressing the Duty to Cooperate. Stakeholders agreed that Cambridgeshire authorities are meeting the Duty to Cooperate and regarded the joint Accommodation Assessment as evidence of this.

Views of Key Stakeholders and Council Officers in King's Lynn and West Norfolk

Accommodation Need

- 5.37 There are two public sites, one at Saddlebow which has 26 pitches and is managed by Norfolk county council. The other site has 16 pitches and is operated by a housing association which employs a member of the Traveller community to manage the site. Turnover is low and the number on the waiting list is also low and includes three households⁷.
- 5.38 There are a number of small private family sites across the areas. The Council have a policy based criteria approach set out in policy CS09 of the Council's adopted Core Strategy 2011. It specifically deals with Gypsies and Travellers and Travelling Showpeople setting out the criteria against which sites for Gypsies and Travellers and Travelling Showpeople will be assessed. A number of pitches have been granted planning permission as a result of the Core Strategy (policy CS09), indeed, the number of pitches exceeds the need identified in the previous GTAA in 2014. On average the Council receives three to four applications for new Gypsy and Traveller pitches per annum. The previous GTAA stated a need for two pitches a year and the applications range from one to four pitches on new sites.
- 5.39 Through the work done to date, an officer explained that smaller family-owned sites are the main driver for their area, rather than large-scale public sites. They have a small number of larger sites, but the need is more for smaller family owned sites – as evidenced by the relatively small number of people coming forward and indeed the size of the sites seeking planning permission.
- 5.40 There are four sites occupied by Travelling Showpeople. The sites have been established for generations with very little change over the years.

Short-term Roadside Encampments and Transit Provision

- 5.41 Since April 2010, all unauthorised encampments in the borough have been consistently monitored. This allows for analysis of Gypsy and Traveller movements and reasons for travelling through the area which in turn helps to identify trends in movements, identifying busy seasons and understanding the reasons for the

⁷ The Council were unable to contact those on the waiting list.

visit such as, work, holiday or passing through for an event. For example, many Travellers pass through the borough on pilgrimage to a large religious festival in Walsingham, North Norfolk.

- 5.42 As part of the unauthorised encampment monitoring the purpose of the Travellers being in the borough, i.e. on holiday, working locally or here for an event such as a wedding is recorded. However, in recent years there has been an increase in the number of encampments where they have been unable to establish the reason behind their presence.
- 5.43 The monitoring data has revealed more unknown Gypsy and Traveller reasons for travelling through than previous years. Between 2010 and 2016 there were 59 encampments. The busiest year was 2013 and there was a decline in numbers in 2011 and 2014 showing a variation in numbers year by year. Additional information from the Council has indicated that the majority of encampments were either short-term visits, or multiple instances from the same group/households moving around the district.
- 5.44 There is a Norfolk and Suffolk protocol for managing temporary unauthorised encampments which includes an element of toleration for short stay of about a day or so. There are also agreements with private land owners. Two transit sites in North Norfolk can be used by Travellers on the Walsingham pilgrimage.
- 5.45 In terms of providing transit provision, it was felt that given the short term nature of the encampments that Travellers do not stay long enough to justify a permanent site, particularly as it could be used by Travellers as a substitute for permanent provision.

Cross-border Issues and the Duty to Cooperate

- 5.46 Kings Lynn and West Norfolk participate in the Norfolk and Suffolk Traveller forum which is attended by Travellers, managers of social sites, all agencies including fire service, police liaison of gypsies, and housing associations across Norfolk and Suffolk. The forum is considered to be useful and deals with a range of issues.
- 5.47 Norfolk and Suffolk discuss every unauthorised encampment and try and adopt a consistent approach. Norfolk County Council chair the Forum and keep a log of all encampments in Norfolk and Suffolk. However who takes the lead in respect to any particular encampment depends upon who owns the land in question. If the encampment is on Kings Lynn and West Norfolk land then they would chair the protocol meetings but still invite the Norfolk and Suffolk Gypsy and Traveller Liaison Service. If it was on Norfolk County Council land then the Norfolk and Suffolk Gypsy and Traveller Liaison Service would take the lead (chair). If it is on private land they would liaise with the land owner who ultimately has the responsibility to take action.
- 5.48 The protocol is an inclusive process so it allows the views of all parties to be considered in advance of any decisions to tolerate or remove being taken. In some circumstances, depending upon where the encampment is, the individual local authority might decide to enforce because there is an urgency (Section 8 of the Protocol) and would then take immediate enforcement action without recourse to a protocol meeting.
- 5.49 Gypsy and Traveller issues are also discussed at the Strategic Member-level Group which is attended by cabinet members across Norfolk. There is also a number of individual groups and various working groups. The remit for Gypsies and Travellers falls within both housing and planning groups which undertake strategic studies to make sure the Duty to Cooperate, is being fulfilled.

- 5.50 Although Kings Lynn and West Norfolk are part of the Norfolk and Suffolk Gypsy, Roma and Traveller Forum there is more correlation for them to work with the Cambridgeshire authorities. This is because Travellers typically move through the Fen area of Cambridge and most of the sites in the Borough's area are located to the south, close to the Cambridgeshire border. In addition to this the 2007 joint GTAA with North Norfolk and the subsequent GTANAs have showed there were no links relating to these communities or cross border issues between the two authorities. There is a strong history of working with Cambridgeshire when considering the accommodation needs of Gypsies and Travellers and current evidence does not suggest departing from this.
- 5.51 One officer added that it will be important for the authority and neighbouring authorities to undertake GTAAs to maintain an understanding of the need for permanent provision and to understand patterns of travel and the reasons why unauthorised encampments occur.

Views of Key Stakeholders and Council Officers in Peterborough

Accommodation Need

- 5.52 There are currently two council owned and managed sites in Peterborough totalling 64 pitches. There are few reports of overcrowding on sites. The communities are very settled and there is little turnover of pitches. The very few who have moved in recent years have moved off site into bricks and mortar accommodation due to health reasons. The council continues to have a high number of unauthorised encampments in the city, but very few of the families cite the need for a permanent pitch in the city. Many are visiting family and friends or passing through the city. There is no permanent transit provision in the city at this time.

Short-term Roadside Encampments and Transit Provision

- 5.53 Over the last several years, Peterborough has regularly experienced high numbers of unauthorised Gypsy and Traveller encampments which cost an estimated £80,000-£100,000 per year⁸.
- 5.54 The number of encampments is estimated to be around 100 per year (although this could include the same groups who have been moved on and therefore counted multiple times). These vary in size from one single roulette wagon to an encampment involving 20-25 vehicles.
- 5.55 Peterborough is described as a popular area with travellers for the following reasons: central location; next to A1 and other major routes; good transport links; areas of open space and playing fields; large permanent traveller community (thus attracting people who are visiting family, or attending weddings, christenings and other social events); and access hospital services. Popular areas are said to be the Fengate area which is favoured because it is a flat industrial site, which is privately owned and located away from the residential area. The Bretton area of Peterborough is also said to be popular primarily because of its open green spaces.
- 5.56 A potential solution to this issue was proposed at Cabinet in 2014 and involved trialling three Emergency Stopping Places (ESP) at three locations: disused road at the rear of Dogsthorpe Triangle, land near the Household Recycling Centre and land at First Drove. Since that proposal, there is now one ESP in operation;

⁸ Cabinet report September 2014

<http://democracy.peterborough.gov.uk/documents/s21340/5.%20Emergency%20Stopping%20Places.pdf>

however this is said to be underused by Travellers, apparently because it is located close to a household waste site. It is felt that there need to be more ESPs located across the city at locations favoured by Travellers.

Cross-border Issues and the Duty to Cooperate

- 5.57 A stakeholder revealed that the district is now working with neighbouring areas to set up a multi-county group to share information and to develop a regional approach to managing encampments. There is also said to be a good relationship with the chair of the Gypsy and Traveller Police Association.

Views of Key Stakeholders and Council Officers in South Cambridgeshire

Accommodation Need

- 5.58 There are currently two public sites which have recently been refurbished and, as a result, are considered to be a good standard. There has also been a recent addition of two pitches.
- 5.59 There are a number of private sites across the area; many of which had temporary permissions and since the previous GTAA, the authority has sought to address this by granting permanent permissions for around 100 pitches. As a result, only a small number of new planning applications have been made and there is currently only one outstanding application for a small number of pitches. However, stakeholders are aware of overcrowding on the sites due to family growth.
- 5.60 In order to consider and address Traveller issues, South Cambridgeshire has recently employed a community project officer to work with the community and build relationships with members of the Gypsy and Traveller community and to potentially identify sites across the area. The officer has attended a number of land auctions and has sought advice about this issue with the county council and other neighbouring councils.
- 5.61 There are two sites for Travelling Showpeople in the Meldreth area; one of the sites is fully occupied and the other is partially occupied. Planning permission has been granted for additional plots on one of the sites.

Short-term Roadside Encampments and Transit Provision

- 5.62 Stakeholders were not aware of any problems in relation to short-term encampments which suggests limited demand for a transit site, although it was felt that it may be sensible to have one located somewhere in the area for those who want to access hospital services.

Cross-border Issues and the Duty to Cooperate

- 5.63 Cambridge sits inside South Cambridgeshire and therefore there is a natural partnership between the Council areas, particularly on planning related matters. The two authorities consulted on the stages of plan-making at similar times, and subsequently submitted their Local Plans at the same time. The Local Plans are now being examined by the same Inspectors and strategic matters are being examined together. Prior to the review of the Local Plan, Cambridge worked with South Cambridgeshire on its Gypsy and Traveller DPD, particularly around the Chesterton Fen area (which is directly adjacent to Cambridge), and

participated in consultation events. Cambridge and South Cambridgeshire remain committed to working together and have agreed to produce a joint Local Plan in the future.

- ^{5.64} The community project officer is also working closely with Hertfordshire, Norfolk and Suffolk and Bedfordshire. There is also an Eastern strategic group which meets every three months. In addition, there is a planning policy forum, joint strategic planning unit which covers all Cambridgeshire districts and some of the neighbouring authorities in Suffolk and a sub-regional housing board. Also, chief planning officers across the districts meet regularly. As a result, it is felt that Cambridgeshire authorities are meeting the duty to cooperate and that this is evident by the commissioning of a joint Accommodation Assessment.
- ^{5.65} One stakeholder explained that South Cambridgeshire has one of the highest Gypsy and Traveller provisions across the East of England, alongside Fenland and Central Beds, and there has been some debate about whether that need could be met elsewhere, although that assumes that Travellers would want to relocate. Indeed, this idea was put forward in the East of England Plan 2008 which considered distributing need across a wider area. Although there are no specific cross boundary issues, it could be problematic if the need is too high for South Cambridgeshire to meet on its own.

Neighbouring Authorities

Bedford Borough Council

Accommodation for Gypsies and Travellers and Travelling Showpeople

- ^{5.66} In Bedford there are two public sites with a total of 36 pitches which are managed by the Gypsy and Traveller Liaison Officer. There are no private sites with permanent planning permission, and no private sites with temporary planning permission. There is one unauthorised site that previously had temporary planning permission that has now expired. There was also one speculative site in Roxton that was refused planning permission and had an appeal dismissed in July 2015. There is no public or private transit provision. There is a nine pitch emergency stopping site which is temporarily closed.
- ^{5.67} The officer explained that the Council has met the needs identified in previous Accommodation Assessments and has commissioned ORS to provide an update to inform the new Local Plan which will run to 2035.

Cross-border Issues and the Duty to Cooperate

- ^{5.68} The Council does hold Duty to Cooperate meetings with neighbouring boroughs and the officer was not aware of any cross-border issues that have resulted from the meetings. The officer did note that the borough borders Central Bedfordshire whose Local Plan has been withdrawn and are working on the development of a new one. The officer explained that Central Bedfordshire have made it clear that they would meet their own need and would not look to their neighbours to assist them in this. Similarly, Milton Keynes has also not found any accommodation need that will have to be met via neighbouring boroughs.

Braintree District Council

Accommodation for Gypsies and Travellers and Travelling Showpeople

- 5.69 Braintree District has two public sites with 12 and 14 pitches respectively, which are managed by Essex County Council and 33 private pitches. There are six plots for Travelling Showpeople.
- 5.70 Occurrences of unauthorised encampment in the district are infrequent, which suggests limited demand for a transit site. However, Essex County Council is currently looking for a possible transit site within Essex.
- 5.71 The Essex-wide GTAA, which was completed by ORS in July 2014 identified a need for further provision. However, since the needs assessment the Council allocated and granted planning permission for a site at Twin Oaks Stisted. Currently, there are sufficient sites and no further sites have been put forward by the Gypsy and Traveller community or by travelling show persons, for consideration through the new Local Plan. However, the need for sites is estimated to increase and there is a lack of small sites as none have been submitted. This may mean the District will need to identify sites as part of growth locations around the main towns.
- 5.72 In light of the introduction of a new definition for Gypsies, Travellers and Travelling Showpeople for planning purposes, the Essex Planning Officers Association has commissioned ORS to undertake an updated GTAA to establish the level of travelling among the community, and to see whether or not this would impact on the level of need required in the 2014 evidence base study.

Cross-border Issues and the Duty to Cooperate

- 5.73 There is said to be very little movement of Travellers between Braintree and other districts, apart from some short-term encampments which occur during holiday periods.
- 5.74 The District has worked with neighbouring authorities to identify need for further Gypsy and Traveller provision through the 2014 study.

Breckland Council

Accommodation for Gypsies and Travellers and Travelling Showpeople

- 5.75 Within Breckland there is one public site with 24 pitches which is owned by Norfolk County Council. There are approximately 38-40 privately owned pitches.
- 5.76 There are two sites for Showpeople. One of the sites can accommodate two or three caravans usually over winter. The other site can accommodate three caravans, but will usually have two.
- 5.77 There are two unauthorised non-tolerated sites and four unauthorised tolerated sites in Breckland. Three of the tolerated sites are on Forestry Commission land and the fourth is a long-term unauthorised tolerated site. Those on the Forestry Commission sites have received eviction notices which may create difficulties in meeting provision.
- 5.78 There is a temporary stopping site in the south of the district on leased land (crown estate) which can accommodate up to eight caravans. The site was created 10 years ago and has a maximum three month

stay period. The site is said to be well-used all year round and in the last two years there have been no gaps in usage all year round. The users of the site are local travellers that usually arrive from a tolerated site in Breckland District to stay the three months at the temporary site before moving to another tolerated site or sometimes an unauthorised site. The site acts to meet the needs of local Travellers that want permanent sites. Some Travellers that use the site are there because of work in the area. Issues with this site can occur when a large family arrives with multiple caravans. There are few people on the site that transit through the area; there are more local Travellers with ties in the area.

- 5.79 There are traditional routes for Travellers in Breckland District, though the recent dualling of the A11 is likely to change the Travellers habits from staying for a few weeks to passing through quickly. In recent summers French Travellers have stayed in the areas for a short time, usually on large grass cross-roads and roundabouts in the centre of towns. The officer explained that planning for these Travellers cannot take place due to lack of information about when they will arrive; unless they travel through Suffolk first where they can receive information through joint Norfolk - Suffolk services.

Cross-border Issues and the Duty to Cooperate

- 5.80 The Traveller Liaison service is a joint Norfolk and Suffolk service funded and staffed by both counties. The service's role is to liaise with Travellers, land owners and the general public to resolve Traveller issues under a joint protocol on unauthorised encampments.
- 5.81 Depending on the circumstances of the case they may request aid from a neighbouring county as the joint service means they have a good knowledge on availability in Suffolk. A Traveller searching for a site will be suggested sites within the locality first and if none available they will suggest sites in neighbouring counties, including Cambridgeshire.
- 5.82 Kings Lynn shares a forested border with Breckland. This can create cross-border issues with Travellers settling on the borders of the counties and creates fluidity on which county the Travellers are in. Communication takes place formally and informally; formally through the Norfolk Gypsy and Traveller liaison group and informally for exchanges in intelligence and settling relevant issues. Compared with Breckland Kings Lynn has traditionally had more Travellers to accommodate and therefore, in appreciation of this Breckland does not send Travellers to Kings Lynn.
- 5.83 The officer was of the view that there is a need for a permanent site in the south, particularly along the A11 corridor for easy access with Cambridgeshire, although there is some debate around whether this would meet the needs of Cambridgeshire, West Suffolk or Breckland Travellers. The officer also felt there is a need for more transit sites in Norfolk, especially in Kings Lynn and along the A11.

Central Bedfordshire Council

Accommodation for Gypsies and Travellers and Travelling Showpeople

- 5.84 Central Bedfordshire has one of the larger Gypsy and Traveller populations in the country (as indicated by the Caravan Count). They currently have approximately 300 authorised Gypsy and Traveller pitches and eight unauthorised. There are also a significant number of Travelling Showpeople pitches. There are a number of ongoing planning applications and appeals with around 60 pitches currently going through the planning process.

- 5.85 There are three council sites. There's one at Potton (close to the Cambridgeshire border) with approximately 16 pitches, and one in the south (outside Dunstable) with 27 pitches. There is one smaller site south of Luton with six pitches which has recently been refurbished. There is currently an application for a proposed site of 10 Gypsy and Traveller pitches and two transit pitches to the east of Biggleswade.
- 5.86 There are some overcrowding issues in Potton and they are currently expanding the site to add two pitches.
- 5.87 There are two concentrations of private provision in the south of the authority. The one south of Dunstable, on the A5, is said to have significant issues with overcrowding as a result of additional caravans, beyond what has been authorised for the site. That site has applied for an expansion of approximately 20 pitches to meet the need. This may prove difficult insofar as the site is situated in the green belt, although the authority is undertaking a review of the greenbelt and it may be the case that the boundaries could be altered in the vicinity to allow an expansion of the site.
- 5.88 The other site is in the south of Leighton Buzzard and the site is said to be overcrowded and there appears to be other issues including the sub-letting of pitches. The Council with the parishes are considering how to deal with the aforementioned issues.
- 5.89 In terms of why the area is so popular, the representative explained that there are traditional routes which are linked to the A1 corridor which runs through the authority. In the north-eastern part of the authority close to the Cambridgeshire border, there is a concentration of sites, particularly those belonging to Travelling Showpeople around Biggleswade. There are a further two applications in the area for council provision. There are also very well-established families in the area, with a long history and many sites were first developed in the early 70s.
- 5.90 Central Bedfordshire undertook accommodation needs assessment's in 2013 and another shortly after in summer 2014 in order to inform the Gypsy & Traveller Local Plan which contained specific proposals for meeting the need for Gypsies, Travellers and Travelling Showpeople including site allocations. However, due to a number of issues the plan was withdrawn in September 2014 and the proposed sites were not formally allocated to meet the need.
- 5.91 In December 2014, ORS was commissioned to undertake an needs update in order to provide an evidence base for a new Local Plan and consultants will be employed to undertake a site study to meet the identified need. A call for sites had been conducted shortly before the interview with the representative who was awaiting its results.
- 5.92 The officer explained that in the past 12 months the numbers of unauthorised encampments has increased compared to previous years and they are no longer seasonal but occur on a continual basis. Encampments are dealt with by the Assets Team who are not collating data on where they are coming from as their priority has been to establish the numbers of people and the length of stay. Thus, they don't have information to establish why this has occurred, although the officer explained that Bedfordshire also borders Hertfordshire, which due to its proximity to London is also an area of high demand. There is a transit site on the M25 in South Mimms, however Gypsies and Travellers tend to be moved on quite quickly in Hertfordshire, so Bedfordshire may be the next place they come to, or may be known for being more lenient.
- 5.93 The increase has led the Council to consider transit provision and emergency stopping areas in more detail. The authority has its own application for a site containing two transit pitches, and they have also had applications for private sites with transit provision. The latter is more difficult because of the management issues – with the council site, they can guarantee that it will be managed by them and there will be an on-site manager there at all times, because it also houses permanent provision. It is more difficult with private

provision, so the members have been a bit more cautious about it. One was just refused due to neighbouring residential properties.

Cross-border Issues and the Duty to Cooperate

- 5.94 The officer was not aware of any cross border issues with regard to permanent provision but did refer to an issue with South Cambridgeshire and explained that when Central Bedfordshire was putting together its Local Plan before the examination (Summer 2014), there was an issue over a proposed site which was close to the boundary with South Cambridgeshire which resulted in the site being withdrawn.
- 5.95 In terms of meeting need in surrounding areas, the officer was of the view that Luton and Bedford have already met the need identified in their assessments and went onto explain that Central Bedfordshire is not under any obligation to provide extra provision for neighbouring authorities and they have not received any requests to do so.
- 5.96 As the previous Local Plan was withdrawn for not being able to demonstrate meeting the Duty to Cooperate, the Authority has set up a number of different approaches to deal with housing and cross boundary issues through memorandums of understanding and the like. There is some joint-working, around the greenbelt review, for example.
- 5.97 The officer suggested that there needs to be more cross-border working to understand migration patterns and meet the needs of Travellers in transit, particularly as Central Bedfordshire is a large area and shares borders with nine other authorities and requires transit provision to cover the north and south of the area. However, there are problems associated with the provision of a transit site, particularly if it is close to a border with a neighbouring authority. Therefore, it is felt that once Central Bedfordshire have completed the site identification process, communication with any affected neighbouring authority should be clear and open.

East Herts District Council

Accommodation for Gypsies and Travellers and Travelling Showpeople

- 5.98 Within East Herts District there are 24 permitted private pitches for Gypsies and Travellers and 40 plots for Travelling Showpeople.
- 5.99 The officer explained that unauthorised encampments do not often occur in the district. This may be because the District does not appear to be favoured by Travellers en-route to wider destinations as, with the exception of the A10 (detrunked road), it is not on a major road network and the M25 is available to the south, the M1 and the A1 to the west, and the M11 to the east. Furthermore, it is suspected that a lack of employment opportunities traditionally associated with Gypsies and Travellers, such as the agricultural and horticultural businesses that are more common in areas such as Epping Forest, may influence travelling patterns. As a result, both the 2014 East Herts Gypsies and Travellers and Travelling Showpeople Accommodation Needs Assessment and its emerging 2016 Update have concluded that transit provision in the district is not required.
- 5.100 In 2014, East Herts commissioned an accommodation needs assessment (to replace the 2006 Northern and Eastern Hertfordshire: Gypsy and Traveller Accommodation Assessment), and this is currently being updated in light of the changes to PPTS. According to the district specific outputs of the initial 2006 survey, the Council had met its needs to 2011. The 2014 study then identified a requirement for the period 2014-

2018 for seven Gypsy and Traveller pitches and one plot for Travelling Showpeople. Given that there are likely to be changes as a result of the resurvey to underpin the Update, the Council will look to meet the need identified in the Accommodation Needs Assessment Update, which is due to be considered by the Council at its May District Planning Executive Panel. The Council is fully aware that where there have been changes as a result of PPTS definition alterations, the needs of those that no longer qualify as Gypsies and Travellers in planning policy terms will need to be accommodated elsewhere.

^{5.101} Following the publication of the Accommodation Needs Assessment in 2014, East Herts undertook site identification work (Gypsies and Travellers and Travelling Showpeople Identification of Potential Sites Study, October 2014) and the Council also engaged with site promoters through the district planning process. As the Council moves towards its Regulation 19 publication later this year, it will have identified sufficient sites, pitches and plots, to meet the district's demonstrated needs. Moreover, the Council is keenly aware of the importance of providing suitable site layouts to ensure successful co-existence between traveller and settled communities and considers that this should be assured through the provisions of the criteria in its emerging Policy HOU7.

Cross-border Issues and the Duty to Cooperate

^{5.102} The District has been carrying out duty to cooperate meetings with neighbouring authorities, although this does not include the Cambridgeshire authorities, as they do not share a border. Although, as a result of previous regional work, the officer was aware that the Cambridgeshire authorities will need to make provision to meet the needs of their large Gypsy and Traveller community.

^{5.103} The District has been working with Welwyn Hatfield Borough Council particularly around the provision of a joint site straddling both local authority areas to the east of Welwyn Garden City and this has involved both authorities working together and also interacting with site promoters and other agencies involved.

East Northamptonshire District Council

Accommodation for Gypsies and Travellers and Travelling Showpeople

^{5.104} There are two private sites for Gypsy and Travellers and a Travelling Showperson's site which is used for storing fairground equipment in the winter months.

^{5.105} East Northamptonshire commissioned an accommodation needs assessment in 2011 which identified a need for seven residential pitches and three transit pitches up to 2022. In recent years there has been one application for a small transit site, which it is felt indicates the District is generally meeting the needs of its population. The residual quantum of need, identified through the 2011 accommodation needs assessment is so small it could not be regarded as having any strategic significance.

^{5.106} The officer explained that the number of unauthorised encampments is low and usually as a result of weddings and funerals in nearby areas and usually happen at weekends.

Cross-border Issues and the Duty to Cooperate

^{5.107} East Northamptonshire is working with Corby, Kettering and Wellingborough, and producing a joint Part 1 Local Plan (North Northamptonshire Joint Core Strategy (JCS) 2011-2031). The officers explained that the

need within Kettering Borough is much higher and they are aware that Kettering is working to address its need.

5.108 The officers felt that East Northamptonshire are meeting the Duty to Cooperate. This had been ratified by a planning inspector at the recent JCS examination hearing sessions (November 2015).

Fenland District Council

Accommodation for Gypsies and Travellers and Travelling Showpeople

5.109 Fenland District was part of the Cambridgeshire GTANA completed in 2011. The District has since produced an update in November 2013 using predominantly the same methodology as the 2011 study.

5.110 There are six public sites. One of them is run by a managing agent on the local authority's behalf, and has three permanent pitches and nine transit pitches. The other five sites have a total of 68 pitches which are all fully occupied. There is a waiting list for the sites although the numbers are said to be low. Once the travelling community knows a pitch is going to be vacated, there tends to be an influx of names. If there is a pitch available, there will always be someone wanting it.

5.111 There are approximately 250 caravans on private sites.

5.112 Within the District's Local Plan there is a site based criteria policy (Policy LP5). There has been recent interest in developing new sites and as a result five pitches on two separate sites have been granted planning permission since the adoption of the Local Plan in May 2014.

5.113 Officers felt that Fenland is meeting the need identified in the last assessment and referred to their Five Year Housing Land Supply Report (January 2016).

5.114 Fenland, particularly Wisbech is said to be a popular location for Travellers, as most either have family in the area or some sort of other link. Many also come to the area for seasonal employment. The nine transit pitches are managed by an agent who runs the transit site on behalf of the Council and maintains a good standard. The majority of Travellers who use the transit site are travelling through Fenland and can stay for a maximum of three months.

5.115 The transit site has been in operation for around six years and the officer noted that this has resulted in a decrease of around 50-60% in the number of short-term unauthorised encampments. When they occur they tend to be relatives of friends of the Gypsies and Travellers who live in the area. They do have other issues, where long distance Travellers pass through who do not wish to go on to the transit site, but the local authority are able to negotiate with them over length of stay, and have been relatively successful at keeping them to that timescale.

5.116 Some Gypsies and Travellers are said to be reluctant to use the transit site because they are required to pay rent, or it cannot accommodate the amount of equipment they have; each pitch on the transit site has space for a single caravan and a dayroom.

Cross-border Issues and the Duty to Cooperate

5.117 The lack of transit provision in neighbouring areas was considered to be the main cross border issue, particularly as neighbouring authorities will frequently approach Fenland to see if they can move people

onto the transit site. Unfortunately it is often the case that these requests cannot be accommodated as the transit site is normally occupied. The officers explained that when Fenland built the transit site, there were a couple of other districts in the study area looking to provide the same, although this never came to fruition.

- 5.118 In terms of cross-border working the officers referred positively to the Strategic Traveller Coordination Group and felt it to be useful, particularly as it allows an open and frank discussion with neighbouring authorities and other interested stakeholders. The officer also referred to the Chief Planning Officers and Planning Policy Forum groups and finds other officers to be cooperative and supportive, although it was felt that there has been a general lack of communication since the production of the joint Cambridgeshire GTANA in 2011.
- 5.119 Overall, the officers felt the District's present priority is to maintain the current provision and regularly monitor and update their five year supply, and continue to gather information to remain on top of future need.

North Herts District Council

Accommodation for Gypsies and Travellers and Travelling Showpeople

- 5.120 There is one large private site in the area, which is divided into two separate pieces of land. The officer explained that there are issues with non-Gypsy and Traveller occupants on both sites.
- 5.121 In terms of short-term unauthorised encampments, although the A1 does pass through the district, the figures are generally considered to be low. On a couple of occasions there may be up to two in the same year, but they are quickly moved on. The officer felt that the figures are low mainly because the area is not a major centre of population.
- 5.122 North Herts undertook a GTAA in 2014 which concluded that there was a need for seven additional pitches up to 2031 based on local growth onsite. The Preferred Options Local Plan (2015) sets out a strategy and policy for Gypsies and Travellers.

Cross-border Issues and the Duty to Cooperate

- 5.123 The officer referred to discussions with all its neighbouring boroughs in relation to population and housing targets and with Central Bedfordshire regarding Gypsies and Travellers and also Stevenage, East Hertfordshire, South Cambridgeshire and Welwyn.

South Holland District Council

Accommodation for Gypsies and Travellers and Travelling Showpeople

- 5.124 There are currently 10 authorised plots in the district with a further 10 being built. There are 13 unauthorised plots but 10 of these are part of a land swap for the 10 under construction.
- 5.125 The District will soon be updating their GTAA and the officer felt that the study will provide a better understanding of how well current provision meet current needs, overcrowded households, etc.

5.126 In the past year (May 2015) the officer was aware of two short-term unauthorised encampments which had occurred in the District. The officer felt a new GTAA was required to understand the need for transit provision.

Cross border issues and the Duty to Cooperate

5.127 The officer was unaware of any cross border issues and felt that a new joint GTAA with Boston Borough would identify if any exist.

South Kesteven Council

Accommodation for Gypsies and Travellers and Travelling Showpeople

5.128 Within South Kesteven there is one County Council site which is managed by the local authority and has approximately twelve pitches. There are two privately owned sites (27 and 12 pitches). There is also one yard for Travelling Showpeople and one yard for ex travelling show people, both privately owned. There is also one long-term unauthorised site in Bourne.

5.129 In terms of short-term unauthorised encampments, the figures are generally considered to be low and are mainly Travellers who are moving through the area, quite often at the time of the Appleby Fair. Where they do occur they are usually in an isolated area (A1 layby) or Green Lane; are short-term (one night) and are mostly tolerated.

5.130 A GTAA was carried out in 2009 and the authority has met all their arising Gypsy and Traveller needs until 2017, through the Core Strategy. In order to provide an evidence base for their Local Plan (2011-2036) they have recently commissioned a joint study with Rutland County Council (the findings of which were not available at the time of the interview).

Cross-border Issues and the Duty to Cooperate

5.131 The officer was not aware of any cross-border issues with neighbouring boroughs and has worked with Rutland to carry out a joint Accommodation Needs Assessment. The area shares a border with Melton which has also recently carried out a study.

5.132 In terms of meeting the Duty to Co-operate the officer explained that there are no issues resulting from movement between neighbouring authorities, and any future need for Gypsy and Travellers will arise from its own population and will be met within the local authority area.

Uttlesford District Council

Accommodation for Gypsies and Travellers and Travelling Showpeople

5.133 Uttlesford District has one public site with 17 pitches which is managed by Essex County Council, 43 private pitches, one tolerated pitch and one unauthorised pitch. There is one plot for Travelling Showpeople.

5.134 An annual encampment occurs on Hatfield Heath and another two groups camp every summer near the A120 in Takeley. These roadside camps were not perceived to be a problem as the occupiers generally moved on after a short period.

5.135 The Essex-wide GTAA, which was completed by ORS in July 2014, identified a need for nine additional pitches in Uttlesford District by 2018. In light of the introduction of a new definition for Gypsies, Travellers and Travelling Showpeople for planning purposes the Essex Planning Officers Association has commissioned ORS to undertake an updated GTAA.

Cross-border Issues and the Duty to Cooperate

5.136 Stakeholders reported that there was very little movement of Travellers between Uttlesford and other districts, apart from the groups who passed through in the summer.

5.137 The District is a member of the Essex Countywide Traveller Unit which deals with education, health, social care and fire safety as well as site location issues. Uttlesford officers also liaise with their counterparts in South Cambridgeshire which has a larger Traveller population. Stakeholders suggested that an Essex-wide waiting list would be useful to determine local demand.

View from the Showmen's Guild (covering Norwich and the Eastern Counties)

5.138 The representative explained that Cambridgeshire is a very popular area for Travelling Showpeople, and there are families currently living in Banbury, Lutterworth, Bedford and Doncaster who would want to relocate and move to the Cambridgeshire area. However, there is very little provision across the region. There is a large yard in Norwich containing approximately 100 plots for Travelling Showpeople. However, the location is said to be unsuitable for the majority of Showpeople who travel across the area and those who live there are mostly retired.

5.139 The Eastern Counties section of the Guild have been trying to find a yard in the Cambridgeshire area around the A1 or the A14 and have been in touch with Meldreth Parish Council which owns a former public Gypsy and Traveller site. The representative explained that the preferred arrangement would involve the council leasing the land to the Guild, who would then clear the yard and rent plots to Showpeople (similar to the Norwich yard).

5.140 Ideally the Guild would want a yard of around four to five acres and would be looking at providing approximately 20 plots, although considering the desperate need of many Showpeople, the Guild would consider a lower number of plots. In addition, although the Guild would prefer twelve months permission because it would enable children to attend school, again due to the level of need they would also consider a yard with permission for winter quarters.

5.141 The Guild has written to Cambridgeshire County Council and Huntingdonshire District Council to enquire about available land in the area and will continue to look for suitable land to provide for a yard.

View from Additional Stakeholders

5.142 In addition to the Showmen's Guild, interviews were also completed with 1 member of the Travelling community, 1 planning agent who represents Travellers across the study area, and 2 Housing Associations. The primary purpose of interviewing the member of the Travelling Community and Housing Associations was to seek to identify additional households living in bricks and mortar. This proved unsuccessful as no contacts were identified.

5.143 A summary of the interview with the planning agent can be found below.

- 5.144 South Cambridgeshire and Fenland have substantial Traveller populations and are important districts for Traveller provision within the whole country in terms of the geography of Travellers for English, Romany and Irish Travellers. They have historical links in the area with many traditionally being employed in the agricultural sector.
- 5.145 With reference to South Cambs, the strength of the existing Irish Traveller & Romany Gypsy social networks, combined with household growth within the communities, the absence of progress in making public provision, and the resistance to approving adequate private provision, means there is widespread overcrowding and a serious shortage of pitches. The planning agent has been approached by people related to those on Smithy Fen asking if he knows of any land around the site.
- 5.146 There are quite a lot of individual Romany Gypsies in the villages around South Cambridgeshire in private sites and the planning agent felt the Council should be increasing existing provision to meet the needs of growing families and suggested that there continues to be a demand for small private family sites, and extensions to existing ones.
- 5.147 There are at least three sites on Fen Road which the Planning Agent said are occupied by Eastern European migrant labour. On the assumption that the planning permissions are for local Gypsies, the loss of that supply needs to be factored into the assessment.
- 5.148 The agent felt that the 2006 GTAA and the benchmarking study done by University of Birmingham provided a good evidence base, but questioned the methodology used in the 2011 GTAA particularly as it assumed a lot of the need would be met by the turnover of pitches on existing public sites, despite the large waiting list. A series of Inspectors decisions have established that the 2011 GTAA is not robust and substantially underestimated needs.
- 5.149 The planning agent was of the view that South Cambridgeshire badly needs both public and private provision, including separate public provision for Irish travellers. Overall there needs to be at least one additional Irish and two additional Romany public sites.
- 5.150 The planning agent has been approached by a couple of Irish Travellers outside the area asking if they could get permission for some of the empty parts of Smithy Fen and the agent felt this is important because local authorities do not recognise inward migration.
- 5.151 Overall, the agent felt that South Cambridgeshire should embrace a realistic needs assessment that takes account the scale of their needs; then to acknowledge that there is a substantial shortfall. The Planning agent also felt that South Cambridgeshire should be attempting to use the need to point out to some surrounding districts that they actually have limited supply and they should be accommodating more. In particular Huntingdonshire and St Edmundsbury should be providing more provision because they have reasonably good economies and there are not many Travellers there currently.
- 5.152 The Planning Agent also made the point that the temptation to use the revised Traveller definition to reduce needs should be treated with caution and made the following statement:

Some households will move in and out of Gypsy status, but will still require culturally appropriate accommodation. As the Government acknowledged in the impact assessment of the draft policy, it will disadvantage elderly & long term sick Gypsies and women. That means it is inherently vulnerable to legal challenge and it should not be assumed it will not change further. It is also

increasingly clear that some of the new assessments are overestimating the fall in numbers, consequent on the change in definition. It is difficult for researchers to get the full story, based on a quick interview. Families will not provide full information to people they don't know & trust. It doesn't seem there is the same fall in regard to planning appeals when Inspectors have the chance to rigorously test a family's status. And what about families who don't quite match up to the new definition but still need accommodation? The implication in accordance with para 50 of the NPPF is that the housing that LPAs should plan for should needs to include caravan accommodation for those with a cultural tradition of caravan dwelling who may fall outside the PPTS definition.

6. Survey of Travelling Communities

Interviews with Gypsies and Travellers

- 6.1 One of the major components of this study was a detailed survey of the Gypsy, Traveller and Travelling Showpeople population living on sites and yards in the study area. This aimed to identify current households with housing needs and to assess likely future housing need from within existing households, to help judge the need for any future site provision. The Site Record Form can be found in **Appendix D**.
- 6.2 Through the desk-based research and stakeholder interviews ORS sought to identify all authorised and unauthorised sites, yards and encampments in the study area. Interviews were completed between November 2015 and February 2016. Up to 3 attempts were made to interview each household where they were not present when interviewers visited. The tables below identify the sites that ORS staff visited during the course of the fieldwork, and also set out the number of interviews that were completed at each site, together with the reasons why interviews were not completed where this information is available. All of the site lists have been agreed with each local authority and also include any unimplemented pitches with planning permission. A summary of the overall findings from the site interviews will be included in a separate summary note.

Overall Response Rates

- 6.3 Overall response rates for each local authority and for the assessment as a whole are set out in the table below. These have been calculated by taking the total number of pitches and adjusting the baseline by subtracting numbers of vacant or unimplemented pitches, refusals, and pitches not occupied by Travellers.

Figure 32 – Interview Response Rates – Gypsies and Travellers/Travelling Showpeople

Gypsies and Travellers	Pitches	Vacant ⁹	Refusals	Non-Travellers	Adjusted Baseline	Interviews	% Interviewed
Cambridge	2	0	2	0	2	0	0.0
East Cambridgeshire	152	19	50	0	83	29	34.9
Forest Heath	60	12	2	0	46	18	39.1
Huntingdonshire	75	8	8	0	59	32	54.2
King's Lynn & West Norfolk	178	14	5	12	147	55	37.4
Peterborough	82	1	17	0	64	34	53.1
South Cambridgeshire	360	67	24	28	262	92	35.1
St Edmundsbury	14	0	8	0	6	4	66.7
TOTAL	923	100	114	40	669	264	39.5

⁹ Including unimplemented pitches or pitches under development.

Travelling Showpeople	Plots	Vacant ¹⁰	Refusals	Non-Showpeople	Adjusted Baseline	Interviews	% Interviewed
Cambridge	0	0	0	0	0	0	0.0
East Cambridgeshire	20	0	0	0	20	6	30.0
Forest Heath	0	0	0	0	0	0	0.0
Huntingdonshire	0	4	0	0	0	0	0.0
King's Lynn & West Norfolk	10	0	0	0	10	5	50.0
Peterborough	0	0	0	0	0	0	0.0
South Cambridgeshire	31	0	0	0	31	15	48.4
St Edmundsbury	0	0	0	0	0	0	0.0
TOTAL	61	4	0	0	61	26	42.6

Cambridge

6.4 Whilst there are no permitted Gypsy and Traveller sites in Cambridge, a total of 2 pitches on a mobile home site at Kerry's Yard were identified as being occupied by Gypsies or Travellers. Whilst it was not possible to interview these households, this was confirmed through a telephone call with the site owner.

East Cambridgeshire

Figure 33 - Sites and Yards Visited in East Cambridgeshire

Public Sites	Pitches/Plots	Interviews	Reasons for not completing interviews
Burwell Travellers Site, Burwell	9	0	Site currently abandoned
Earith Bridge Travellers Site, Earith Bridge	11	11	
Wentworth Travellers Site, Wentworth	9	5	No contact possible
Private Sites			
Ambers, Wilburton	3	0	No contact possible
Bluebell Way, Haddenham	1	1	
Brook Street, Soham	1	0	Household refused to be interviewed
Burwell Cold Store, Burwell	6	0	Site still under construction
Bushel Lane, Soham	1	0	Household refused to be interviewed
Carousel, Wilburton	5	0	Households refused to be interviewed
Church Lane, Wentworth	6	0	Households refused to be interviewed
Clear View, Haddenham	1	1	
Driftwoods, Wilburton	1	0	No contact possible
East Fen Common, Soham (1)	2	2	

¹⁰ Including unimplemented pitches or pitches under development.

East Fen Common, Soham (2)	1	0	Household refused to be interviewed
Evergreen, Isleham	2	0	Households refused to be interviewed
Fenview, Wentworth	1	1	
Grunty Fen Road, Witchford	1	0	No contact possible
Hasse Road, Soham (1)	1	0	Household refused to be interviewed
Hasse Road, Soham (2)	1	0	Household refused to be interviewed
Hasse Road, Soham (3)	1	0	Household refused to be interviewed
Highlands, Wilburton	1	0	No contact possible
Lazy Acre, Wilburton	2	0	Households refused to be interviewed
Lowlands, Wilburton	1	0	No contact possible
Meadow Lane, Cheveley	1	0	Household refused to be interviewed
Narrabeen Park, Wilburton	9	0	4 vacant pitches, and remaining households refused to be interviewed
Pony Lodge, Witchford	1	0	Household refused to be interviewed
Qua Fen Common, Soham (1)	1	0	Household refused to be interviewed
Qua Fen Common, Soham (2)	1	0	Household refused to be interviewed
Rosendale, Wilburton	6	0	No contact possible
Showlands, Wilburton	8	0	Households refused to be interviewed
Station Road, Fordham	1	0	No contact possible
The Pines, Fordham	1	1	
The Stables, Grunty Fen Road	1	0	Household refused to be interviewed
The Willows, Wentworth	2	2	
Third Drove, Little Downham	2	0	No contact possible
Three Horseshoes, Littleport	1	1	
Whitecross Farm, Wilburton	11	1	No contact possible
Whitecross Road, Wilburton (1)	6	0	No contact possible
Whitecross Road, Wilburton (2)	1	0	Household refused to be interviewed
Whitecross Road, Wilburton (3)	1	0	Household refused to be interviewed
Whitecross Road, Wilburton (4)	6	0	Households refused to be interviewed
Whitecross Road, Wilburton (5)	4	0	No contact possible
Whitegates, Little Downham	2	1	No contact possible
Temporary Sites			

None	-	-	
Tolerated Sites			
Cherry Trees, Westley Waterless	2	0	Households refused to be interviewed
Elmfield, Maddenham	1	0	Households refused to be interviewed
Foxfield, Wilburton	3	0	No contact possible
Heath Road, Bottisham	6	0	No contact possible
Homestaeel, Bottisham	1	1	
Laurels, Isleham	1	0	No contact possible
Melle Drove, Littleport	1	1	
Stables, Haddenham	1	0	No contact possible
The Coates, Soham	1	0	No contact possible
Whitecross Road, Wilburton (6)	1	0	No contact possible
Unauthorised Sites			
None	-	-	
Travelling Showpeople Yards			
Greenlands, Isleham	2	0	No contact possible
Springfield	1	1	
Whitecross Road, Wilburton (10)	2	0	No contact possible
Whitecross Road, Wilburton (11)	1	1	
Whitecross Road, Wilburton (12)	1	1	
Whitecross Road, Wilburton (13)	3	3	
Whitecross Road, Wilburton (7)	2	0	No contact possible
Whitecross Road, Wilburton (8)	5	0	Households refused to be interviewed
Whitecross Road, Wilburton (9)	3	0	No contact possible

Forest Heath

Figure 34 - Sites and Yards Visited in Forest Heath

Public Sites	Pitches/Plots	Interviews	Reasons for not completing interviews
None	-	-	
Private Sites			
Elms Caravan Park 1, Red Lodge	5	0	Site not yet implemented
Elms Caravan Park 2, Red Lodge	3	0	Site not yet implemented
Sandy Park Caravan Site, Beck Row	35	10	No contact possible
Wildmere Lane, Holywell Row	2	0	No contact possible
Willow Park, Beck Row	12	5	2 households refused to be interviewed. 3 households no contact possible
Temporary Sites			
None	-	-	

Tolerated Sites			
None	-	-	
Unauthorised Sites			
Oak Tree Farm	2	2	
White Gates	1	1	
Travelling Showpeople Yards			
None	-	-	

Huntingdonshire

Figure 35 - Sites and Yards Visited in Huntingdonshire

Public Sites	Pitches/Plots	Interviews	Reasons for not completing interviews
Caravan Park, St Neots	20	18	No contact possible
Private Sites			
Brington Gorse, Catworth	10	4	No contact possible
Five Acres, Woodhurst	8	0	Households refused to be interviewed
Green Acres, Bluntisham	1	1	
Hanley Stables, Ramsey Heights	2	0	Site vacant
Hilltop Orchard, Somersham	1	0	No contact possible
Kym Stables, Hail Weston	4	1	3 unimplemented pitches
Legacy Park, Somersham	4	1	3 pitches vacant
Old Pumping Station, Offord D'Arcy	1	0	No contact possible
Pidley, Somersham Road	1	0	No contact possible
Rose Field, Park Hall Road	1	1	
The Meadows, Keyston	1	1	
The Old Septics, Farcet	1	1	
Temporary Sites			
None	-	-	
Tolerated Sites			
Sunrise Meadows, Bluntisham	11	3	No contact possible
The Paddocks, A14 Grove Lane	2	1	No contact possible
Unauthorised Sites			
North of Green Acre, Bluntisham	2	0	No contact possible
Smiths Field, Ramsey Heights	1	0	No contact possible
South of Green Acre, Bluntisham	2	0	No contact possible
South of Middle Drove, Ramsey Heights	1	0	No contact possible
Whites Yard, Ramsey Heights	1	0	No contact possible
Travelling Showpeople Yards			
Fenton Road	4	0	Yard is unoccupied

King's Lynn and West Norfolk

Figure 36 - Sites and Yards Visited in King's Lynn and West Norfolk

Public Sites	Pitches/Plots	Interviews	Reasons why interviews were not completed
Saddlebow Caravan Site	27	15	1 vacant, 4 refusals, 7 no contact possible
Private Sites			
Bluebells, Tipps End	1	1	
Botany Bay, Stonehouse Road	1	0	No contact possible
Broad End Road	1	1	
Clydesdale, Biggs Road	2	1	1 unoccupied pitch
Creakeville	2	0	No contact possible
Dunroaming, Stonehouse Road	4	1	No contact possible
Eastern Side, Gooses Lane	2	0	No contact possible
Fairview, Magdalen Rd	1	0	No contact possible
Field View, Jubilee Lane	7	0	No contact possible
Four Acres, March Riverside	1	0	Household refused to be interviewed
Goshold Field, Hay Green Road	1	0	Site inaccessible
Goshold Park, Bullock Road	22	8	1 refusal, 3 unoccupied, remaining no contact possible
Green Acre, Small Lode	1	1	
Green Lane (1)	1	0	No contact possible
Green Lane (2)	1	1	
Green Lane (3)	1	1	
Gullpit House, Gullpit Drove	1	1	
Haygates Mill, Barton Drove	1	1	
High Road, King's Lynn (1)	2	0	No contact possible
High Road, King's Lynn (2)	1	1	
Homefields, Gooses Lane	2	0	No contact possible, 1 unoccupied pitch
Land Adjacent, Small Lode Upwell	1	0	No contact possible
Little Acres, Blunts Drove	1	1	
Long Acre, Biggs Road	2	1	No contact possible
Magdalen Rd	2	0	No contact possible, 1 unoccupied pitch
Many Acres, Small Lode	3	0	No contact possible
Micassa, Mill Lane	1	0	No contact possible
NCC Highway end of Blunts Drove	3	0	No contact possible
Oak Tree Caravan	1	1	
One Acre, Jubilee Lane	5	0	No contact possible
Orchard View, Jubilee Lane	1	0	No contact possible
Poplar Tree Farm, Bailey Lane	1	0	No contact possible

Primrose Farm, Small Lode	2	2	
Rear of London Road	6	4	No contact possible
South Forks 1, Waterlow Road	1	1	
South Forks 2, Waterlow Road	1	1	
Spriggs Hollow	3	1	
Springfields Caravan Park, School Road	14	2	Non-Travellers occupying pitches
Stanton, South Beach Road	4	0	No contact possible, 3 unoccupied pitches
Stone House Road	2	0	1 refusal, 1 unoccupied pitch
The Caravan Site, Small Lode	11	3	No contact possible
The Jays, The Common	1	1	
The Orchard, Hall Road	1	2	
The Pines, Methwold Road	4	0	No contact possible
The Stables, Gooses Lane	4	1	No contact possible
The Stables, Lynn Road	1	0	No contact possible
Victoria Barn, Land East of Basin Farm	1	0	Site inaccessible
West Walton Court, Blunts Drove	16	1	2 refused, remaining no contact possible
Whitegates, The Common	1	1	
Temporary Sites			
None	-	-	
Tolerated Sites			
None	-	-	
Unauthorised Sites			
Little Acres, Blunts Drove	1	0	Site vacant
Travelling Showpeople Yards			
Appletons Yard, Rope Walk	3	3	
Oak Lodge, Mill Drove	1	1	
Red Gate Farm, Magdalen Road	5	1	No contact possible
The Oaks, Mill Drove	1	0	No contact possible

Peterborough

Figure 37 - Sites and Yards Visited in Peterborough

Public Sites	Pitches/Plots	Interviews	Reasons why interviews were not completed
Norwood Lane Travellers Site, Peterborough	40	20	No contact possible
Oxney Road Travellers Site, Peterborough	24	14	No contact possible
Private Sites			
Barsby Cooked Meats, Peterborough (1)	1	0	Household refused to be interviewed
Barsby Cooked Meats, Peterborough (2)	1	0	Household refused to be interviewed
Calamity Gulch, Newborough	5	0	Households refused to be interviewed
Crowland Road, Eye	1	0	Household refused to be interviewed
Eye Bypass, Eye	1	0	Household refused to be interviewed
Field 4912, Eye	2	0	Households refused to be interviewed
Foxcovert Road, Werrington	2	0	Households refused to be interviewed
Hurn Road, Werrington	1	0	Site vacant
Land at Bridgehall Road, Newborough	1	0	Household refused to be interviewed
Northey Road, Peterborough	1	0	Household refused to be interviewed
Summerfield Riding School, Eye	1	0	Household refused to be interviewed
Temporary Sites			
None	-	-	
Tolerated Sites			
None	-	-	
Unauthorised Sites			
Werrington Bridge Road, Milking Nook	1	0	Household refused to be interviewed
Travelling Showpeople Yards			
None	-	-	

South Cambridgeshire

Figure 38 - Sites and Yards Visited in South Cambridgeshire

Public Sites	Pitches/Plots	Interviews	Reasons why interviews were not completed
Blackwell Travellers Site, Milton	16	5	No contact possible
New Farm Travellers Site, Whaddon	16	4	No contact possible
Private Sites			
Alwyn Park, Willingham	3	0	No contact possible
Beaumont Place, Willingham	5	0	No contact possible
Belsars Field, Willingham	1	0	Household refused to be interviewed
Big T, Milton	10	4	No contact possible
Cadwin Field, Willingham (1)	1	0	Household refused to be interviewed
Cadwin Field, Willingham (2)	1	0	No contact possible
Cadwin Lane, Willingham (1)	1	0	Household refused to be interviewed
Cadwin Lane, Willingham (2)	1	0	No contact possible
Carefield, Harston	1	0	Household refused to be interviewed
Clopton Lodge, Gamlingay	1	1	
Cuckoo Lane, Rampton (1)	2	3	No contact possible
Darrens Farm/Lomas Farm, Milton	16	6	9 vacant, 1 occupied by non-Travellers
East of Grange Park, Willingham	1	0	No contact possible
Foxes Meadow, Willingham	2	0	No contact possible
Grange Park, Milton	3	0	No contact possible
Grange Park, Milton	16	11	1 vacant, remainder no contact possible
Grassy Corner; Clearview; Greenacres, Milton	19	0	Non-Travellers or no contact possible
Greenacres, Milton	3	0	No contact possible
Greenacres, Willingham (1)	1	1	
Greenacres, Willingham (2)	1	0	No contact possible
Hawthorne Park, Meldreth	3	1	Household refused to be interviewed
Kennedy Croft; Orchard Drive; Water Lane, Cottenham	26	0	No contact possible
Little Heath, Gamlingay	1	0	No contact possible
Lomas Farm, Milton	7	0	Non-Travellers
Long Acre, Willingham (1)	1	1	
Long Acre, Willingham (2)	1	0	No contact possible
Longacre, Willingham (1)	1	0	No contact possible
Longacre, Willingham (2)	1	0	No contact possible
Moor Drove, Histon	6	2	2 unoccupied, 2 no contact

			possible
Newfields, Milton	32	17	1 vacant, 2 refusals, 1 non-Traveller, remaining no contact possible
Pine Lane, Smithy Fen	5	1	No contact possible
Primrose Meadow, Rampton	8	0	Households refused to be interviewed
Sandy Park, Milton	30	12	4 vacant, 4 refusals, remainder no contact possible
Schole Road, Willingham	3	0	Household refused to be interviewed
Scotland Drove Park, Swavesey	8	1	No contact possible
Setchel Drove, Cottenham	6	0	No contact possible
Setchel Drove, Cottenham	12	0	No contact possible
Single plot, Lomas Farm, Milton	1	0	No contact possible
Smiths Path, Cottenham	1	0	No contact possible
Southgate Farm, Milton	26	0	22 vacant pitches, remaining no contact possible
Sunningdale, Milton	21	12	Vacant or unoccupied pitches
The Drift, Gransden	1	1	
The Old Coal Yard, Milton	7	0	Not yet implemented
The Stables, Willingham	1	0	Household refused to be interviewed
West View, Milton	18	4	No contact possible
Westside, Rampton	4	0	No contact possible
Willows, Willingham	1	0	No contact possible
Woodland View, Gamlingay	1	2	
Temporary Sites			
Cambridge Road	1	1	
Orchard Drive & Water Lane, Smithy Fen	2	2	
Tolerated Sites			
None	-	-	
Unauthorised Sites			
Cadwin Lane (3)	1	0	No contact possible
Cuckoo Lane, Rampton (2)	1	1	
The Oaks, Meadow Road	1	0	No contact possible
Travelling Showpeople Yards			
Biddle Showmen Site, Meldreth	21	6	No contact possible
Five Acres Showmen Site, Meldreth	10	10	

St Edmundsbury

Figure 39 - Sites and Yards Visited in St Edmundsbury


Public Sites	Pitches/Plots	Interviews	Reasons why interviews were not completed
None	-	-	
Private Sites			
Kelly's Meadow, Wickhambrook	3	2	Household refused to be interviewed
Rougham Road, Bradfield (1)	1	0	No contact possible
Rougham Road, Bradfield (2)	1	0	No contact possible
The Caravan, Barningham	1	1	
Temporary Sites			
None	-	-	
Tolerated Sites			
Crossways, Ingham	2	0	Households refused to be interviewed
Ram Meadow, Bury St Edmunds ¹¹	5	0	Households refused to be interviewed
Rougham Road, Bradfield (3)	1	1	
Unauthorised Sites			
None	-	-	
Travelling Showpeople Yards			
Old Station House, Ingham	1	0	No longer occupied
Rougham Road, Bradfield (4)	1	1	

Efforts to contact bricks and mortar

- 6.5 As well as the interviews with stakeholders and with households living on sites that were interviewed, ORS attempted to make contact with 38 Housing Associations which operate across the study area, however, only two responded.
- 6.6 In addition the two Traveller representatives (a planning agent and a member of the Travelling community) that ORS interviewed were unable to provide contact details of anyone in bricks and mortar. All stakeholders were asked if they were aware of or could help ORS make contact with housed Travellers.
- 6.7 Councils also placed information about the study on their website and some on Twitter (as shown below):

¹¹ This is a 'temporary' tolerated site pending the outcome of a planning appeal

Cambridge



Cambridge City Council

Search

Menu

What's on?

Home » Your council » Consultations » Gypsy and Traveller accommodation needs assessment

Gypsy and Traveller accommodation needs assessment

Consultation runs from 1 February 2016, 12:00am to 26 February 2016, 12:00pm

Introduction and background

If you are a Gypsy or Traveller living in ordinary 'bricks and mortar' housing, we need your help to understand what accommodation is needed by your community.

We and a number of other local councils are working to update our understanding of the accommodation needs of the travelling community, and have commissioned Opinion Research Services (ORS) to prepare a new Gypsy and Traveller Accommodation Assessment (GTANA).

The information collected will help us to make decisions about the potential allocation of land to improve accommodation provision.

ORS have been visiting families on Gypsy and Traveller sites. To make sure we reach all members of the Travelling community in this research we would also like to speak to members of the community who live in in bricks and mortar accommodation.

Consultation information

If you would like to get involved, please contact ORS direct at the details below.

Contact

If you have any questions about this consultation, contact Opinion Research Services (ORS) at claire.thomas@ors.org.uk or 01792 535337.

Post any correspondence to Opinion Research Services (ORS), Cambridge City Council, PO Box 700, Cambridge CB1 0JH.

Next steps

The results are due to be published later in 2016 as part of a new Gypsy and Traveller Accommodation Needs Assessment. This in turn will form part of our sub-regional [Strategic Housing Market Assessment](#).

The results will be used by the councils involved to update our plans on meeting the accommodation needs of local Gypsy, Traveller and Travelling Showpeople communities.

[Share on Facebook](#) [Share on Google+](#) [Share on LinkedIn](#) [Share on Twitter](#)

East Cambridgeshire

Home » Travellers » Travellers

Travellers

With a tradition of seasonal agricultural work, the district has one of Britain's highest traveller populations.

There are three Council Caravan Sites for travellers:

- Burwell (8 pitches)
- Earith Bridge (13 pitches)
- Wentworth (8 pitches)

The District Council manages the sites although the County Council owns Burwell and Earith Bridge.

Priority is given to local travellers who live in the district or have visited regularly over many years or have close family ties with travellers already living permanently in the district. Travellers from neighbouring districts are considered if a local traveller does not require a vacant plot.

Travellers living on the sites are licensees not tenants and a weekly charge is made for each pitch equivalent to the average rent for social housing plus a water charge.

Where occasional problems occur with unauthorised encampments a court order may be obtained to move them on.

What you say is important

- [Gypsy and Traveller Accommodation Needs Assessment](#)

Contact the Council about Travellers

The Council's Travellers Liaison Officer will be able to help you:

Telephone: 01353-665555

Email: customerservices@eastcambs.gov.uk



Huntingdonshire

Gypsy, Traveller and Showmen Accommodation Needs Assessment

Consultation Starts: 25-Jan-2016

Consultation Ends: 31-Mar-2016

We have recently commissioned work to review the accommodation needs of gypsies and travellers. This information will help us make decisions around the potential allocation of land to improve accommodation provision.

As part of this work we have commissioned Opinion Research Services (ORS), who are an independent social research company, to prepare a new Gypsy and Traveller Accommodation Assessment (GTANA).

ORS have been visiting families on Gypsy and Traveller Sites across the study area. They would also like to speak to members of the community who live in bricks and mortar accommodation, to make sure all members of the travelling community are included in this research. We would like you to be involved in this study, what you say is important.

If you, or someone from your family, could spare the time to answer some questions please let us know. Questions will be about where you live now and where you and your children need to live in the future. Anything you tell us will be kept confidential.

If you would like to take part in the study please contact Claire Thomas on (01792) 535337 or email claire.thomas@ors.org.uk.

Further information can be viewed in the [Gypsy, Traveller and Showmen Accommodation Needs Assessment letter](#).

Was this information helpful?



Peterborough

Contact information

Opinion Research Services
The Strand
Swansea
SA1 1AF

E-mail
claire.thomas@ors.org.uk

Telephone
[01792 535337](tel:01792 535337)

CONSULTATION STARTED: 29 JAN 2016 — CONSULTATION ENDED: 26 FEB 2016

WHEN WILL RESULTS BE AVAILABLE: AT THE END OF THE CONSULTATION PERIOD

We are currently updating our understanding of the accommodation needs of the Travelling Community in the area. This information will help the local authorities make decisions around the potential allocation of land to improve accommodation provision.

As part of this work we have commissioned Opinion Research Services (ORS) who are an independent social research company to prepare a new Gypsy and Traveller Accommodation Assessment (GTANA).

ORS have been visiting families on Gypsy and Traveller Sites across the study area. To make sure ORS includes all members of the Travelling community in this research they would also like to speak to members of the community who live in in bricks and mortar accommodation.

We would like you to be involved in this study, what you say is important. If you, or someone from your family, could spare the time to take part and speak to ORS about where you live now and where you and your children need to live in the future. Anything you tell us is kept confidential.

If you would like to take part in the study please could you contact Claire Thomas on 01792 535337 or email claire.thomas@ors.org.uk.

South Cambridgeshire District Council:

» Housing » Gypsy and traveller information » Accommodation needs assessment

Accommodation needs assessment

There is currently a review of the Gypsy and Traveller Accommodation Needs Assessment.

This work has been commissioned by South Cambridgeshire District Council, in partnership with Cambridge City, East Cambs, Peterborough, Forest Heath, St Edmundsbury, Huntingdon and Kings Lynn & West Norfolk Councils. Opinion Research Services (ORS) are the appointed independent consultants who are undertaking the assessment on our behalf.

ORS have been visiting families on Gypsy and Traveller Sites across the study area to ascertain their accommodation needs. To make sure ORS includes all members of the Travelling community in this research they would also like to speak to members of the community who live in in bricks and mortar accommodation. If this is something that you could help with and would like to take part in the study please could you contact Claire Thomas direct on (01792) 535337 or email claire.thomas@ors.org.uk.

Once all the information is gathered, the results will be published once they are approved. It is anticipated that this will be late Spring 2016.

Details of previous Accommodation Needs Assessments:

The Gypsy and Traveller Accommodation Needs Assessment 2011 is a desk based update of the previous Accommodation Needs Assessment (published in 2006) and was undertaken by Cambridgeshire County Council's Research Group. The update was carried out to provide an up-to-date evidence base to inform plan making in each district and to meet the requirement set out in the Housing Act 2004.

The Accommodation Needs Assessment calculated the need between 2011 and 2031 for each of the nine districts in the study area: South Cambridgeshire, Cambridge City, East Cambridgeshire, Fenland, Huntingdonshire, Peterborough, King's Lynn & West Norfolk, Forest Heath and St Edmundsbury.

The assessment and the committee report and decisions for the Housing Portfolio Holder Meeting on 13 June 2012 are available to download:

- Report to the Housing Portfolio Holder: Gypsy and Traveller Accommodation Needs Assessment - Internal Review
- Gypsy and Traveller Accommodation Needs Assessment 2011
- Decisions of the Housing Portfolio Holders Meeting
- Gypsy and Traveller Accommodation Needs Assessment - Internal Review

The Gypsy and Traveller Accommodation Needs Assessment 2006 was undertaken by academics from Anglia Ruskin University and Buckinghamshire Chilterns University College. The assessment used primary research (interview surveys) and secondary data (e.g. caravan counts) to calculate need between 2005 and 2010.

The Gypsy and Traveller Accommodation Needs Assessment 2006 and a summary report are available to download:

- Final Cambridge Sub-Region Travellers Needs Assessment
- Final Cambridge Sub-Region Travellers Needs Assessment (Summary)

Contact Details

✉ duty.housing@scambs.gov.uk

☎ 03450 450 051

Online enquiry

- 6.8 The individual local authorities also undertook specific activities to inform Travellers living in their area about the Accommodation Assessment (as shown below).

Cambridge

- 6.9 In addition to households on Home-Link who were written to by South Cambridgeshire (see below), the Council also phoned and wrote to 4 Council tenants identifying as Gypsies or Travellers. No responses were received.

East Cambridgeshire

- 6.10 ORS interviewed one Traveller living in bricks and mortar who contacted ORS directly.

Huntingdonshire

- 6.11 ORS wrote to all six of those in the waiting list for the St Neots site but no responses were received.

King's Lynn and West Norfolk

- 6.12 The contact letter for bricks and mortar households was circulated to all Members and also to all registered providers operating in the area. Traveller Liaison officer was aware of one person on the waiting list for the Saddlebow site – however they were unable to contact this person.

South Cambridgeshire

- 6.13 The housing department wrote to:
- » Everyone on the housing register (Home-Link) within the Cambridge sub region (excluding King's Lynn & West Norfolk and Peterborough) who have identified themselves as a gypsy & traveller to invite them to participate in the study.
 - » All 55 elected members in South Cambridgeshire to ask for any local knowledge on those living in bricks & mortar – this resulted in a further four identified that we have subsequently written to.
 - » ORS wrote to six housed Travellers provided by the Traveller Liaison Officer.

7. Current and Future Pitch Provision

Introduction

- 7.1 This section focuses on the additional pitch provision which is needed by the local authorities in the study area currently and to 2036. This includes both current unmet need and need which is likely to arise in the future. This time period allows for robust forecasts of the requirements for future provision, based upon the evidence contained within this study and also secondary data sources. Whilst the difficulty in making accurate assessments beyond 5 years has been highlighted in previous studies completed by ORS, the approach taken in this study to estimate new household formation has been accepted by Planning Inspectors as the most appropriate methodology to use.
- 7.2 We would note that this section is based upon a combination of the on-site surveys, planning records and stakeholder interviews. In many cases, the survey data is not used in isolation, but instead is used to validate information from planning records or other sources.
- 7.3 This section concentrates not only upon the total additional provision which is required in the area, but also whether there is a need for any transit sites and/or emergency stopping place provision.

New 'Planning' Definition

- 7.4 As well as assessing housing need, the revised version of PPTS now also requires a GTAA to determine whether households living on sites, yards, encampments and in bricks and mortar fall within the new 'planning' definition of a Gypsy, Traveller or Travelling Showperson. Only households that fall within the new definition, and those who *may* meet the definition (households where an interview was not completed), will have their housing needs assessed separately from the wider population in the GTAA. The new definition now excludes those who have ceased to travel permanently.

Current and Future Pitch/Plot Needs

- 7.5 To identify need, PPTS requires an assessment of current and future pitch requirements, but does not provide a methodology for this. However, as with any housing assessment, the underlying calculation can be broken down into a relatively small number of factors. In this case, the key issue is to compare the supply of pitches available for occupation with the current and future needs of the population. The key factors in each of these elements are set out below.

New Household Formation Rates

- 7.6 Nationally, a household formation and growth rate of 3.00% net per annum has been commonly assumed and widely used in local Gypsy and Traveller assessments, even though there is no statistical evidence of households growing so quickly. The result has been to inflate both national and local requirements for additional pitches unrealistically. In this context, ORS has prepared a *Technical Note on Household*

Formation and Growth Rates (August 2015). The main conclusions are set out here and the full paper is in **Appendix E**.

- 7.7 Those seeking to provide evidence of high annual net household growth rates for Gypsies and Travellers have sometimes sought to rely on increases in the number of caravans, as reflected in caravan counts. However, caravan count data is unreliable and erratic – so the only proper way to project future population and household growth is through demographic analysis.
- 7.8 The Technical Note concludes that in fact, the growth in the national Gypsy and Traveller population may be as low as 1.25% per annum – much less than the 3.00% per annum often assumed, but still greater than in the settled community. Even using extreme and unrealistic assumptions, it is hard to find evidence that net Gypsy and Traveller population and household growth rates are above 2.00% per annum nationally.
- 7.9 The often assumed 3.00% per annum net household growth rate is unrealistic and would require clear statistical evidence before being used for planning purposes. In practice, the best available evidence supports a national net household growth rate of 1.50% per annum for Gypsies and Travellers.
- 7.10 ORS assessments take full account of the net local household growth rate per annum for each local authority, calculated on the basis of demographic evidence from the site surveys. The 'baseline' includes all current authorised households, all households identified as in current need (including concealed households, 5 year need from older teenage children, movement from bricks and mortar and those on waiting lists not currently living on a pitch or plot), as well as households living on tolerated unauthorised pitches or plots who are not included as current need. The assessments of future need also take account of modelling projections based on birth and death rates, and in-/out-migration.
- 7.11 Discussions with local authorities have also considered any pitches not occupied by Gypsies and Travellers and whether these should be included or excluded from the calculations. Overall, the household growth rate used for the assessment of future needs has been informed by local evidence for each local authority. This demographic evidence has been used to adjust the national growth rate of 1.50% up or down based on the proportion of those aged under 18 in each local authority (by travelling status).
- 7.12 In certain circumstances where the numbers of households and children are low it may not be appropriate to apply a percentage rate for new household formation. In these cases a judgement will be made on likely new household formation based on the age and gender of the children. This will be based on the assumption that 50% of likely households to form will stay in the area. This is based on evidence from other GTAAs that ORS have completed across England and Wales.
- 7.13 In addition research by ORS has identified a national growth rate of 1.00% for Travelling Showpeople and this has also been adjusted locally based on site demographics.

Breakdown by 5 Year Bands

- 7.14 In addition to tables which set out the overall need for Gypsies, Travellers and Travelling Showpeople, the overall need has also been broken down by 5 year bands as required by PPTS. The way that this is calculated is by including all current need (from unauthorised pitches, pitches with temporary planning permission, concealed and doubled-up households, 5 year need from older teenage children, and net movement from bricks and mortar) in the first 5 years. In addition the total net new household formation is

split across the 5 year bands based on the rate of growth that was applied – as opposed to being spread evenly.

Applying the New Definition

- 7.15 The outcomes from the questions in the household survey on travelling were used to determine the status of each household against the new definition in PPTS. This assessment was based on the verbal responses to the questions given to interviewers as it is understood that oral evidence is capable of being sufficient when determining whether households meet the new definition. Only those households that meet the new definition, in that they stated during the interview that they travel for work purposes, and stay away from their usual place of residence when doing so – or that they have ceased to travel temporarily due to education, ill health or old age, form the components of need that will form the baseline of need in the GTAA. Households where an interview was not completed who **may** meet the new definition have also been included as a potential additional component of need from 'unknown' households.

Cambridge

- 7.16 In summary there is **no need for any additional pitches** in Cambridge.
- 7.17 Whilst there were 2 households living on a mobile home park, it is not believed that they meet the new definition, or that they have any current or future accommodation needs.

East Cambridgeshire

- 7.18 In summary there is **no need for any additional pitches** in East Cambridgeshire for Gypsy and Traveller households that meet the new definition; a need for up to 40 additional pitches for Gypsy and Traveller households that may meet the new definition – although if the national average of 10% were to be applied this could be as few as 4 additional pitches; and a need for 10 additional pitches for Gypsy and Traveller households who do not meet the new definition.
- 7.19 There is need for **2 additional plots** for Travelling Showpeople households that meet the new definition; a need for up to 3 additional plots for Travelling Showpeople households that may meet the new definition – although if the national average of 70% were to be applied this could be as few as 2 additional plots; there is no need for additional plots for Travelling Showpeople households who do not meet the new definition.
- 7.20 Information that was sought from households where an interview was completed allowed each household to be assessed against the new 'planning' definition of a Traveller. This included information on whether households have ever travelled; why they have stopped travelling; the reasons that they travel; and whether they plan to travel again in the future. The tables below sets out the travelling status of households in East Cambridgeshire.

Figure 40 – Travelling Status of Households in East Cambridgeshire

Site Status	Meets New Definition	Does Not Meet New Definition	Unknown
Gypsies and Travellers			
Public Sites ¹²	0	16	4
Private Sites	0	11	94
Temporary Sites	-	-	-
Tolerated Sites	0	2	16
Unauthorised Sites	-	-	-
Sub-Total	0	29	114
Travelling Showpeople			
Public Yards	-	-	-
Private Yards	2	4	14
Temporary Yards	-	-	-
Tolerated Yards	-	-	-
Unauthorised Yards	-	-	-
Sub-Total	2	4	14
TOTAL	2	33	128

7.21 Figure 40 shows that for Gypsies and Travellers no households meet the new definition of a Traveller, and for Travelling Showpeople 2 households meet the new definition - in that they stated during the interview that they travel for work purposes and stay away from their usual place of residence, or have ceased to travel temporarily. A total of 29 Gypsy and Traveller and 4 Travelling Showpeople households did not meet the new definition as they were not able to provide information that they travel away from their usual place of residence for the purpose of work, or that they have ceased to travel temporarily due to children in education, ill health or old age. Some did travel for cultural reasons to visit fairs, relatives or friends, and others had ceased to travel permanently – these households did not meet the new definition.

7.22 The number of households on each site where an interview was not possible are recorded as unknown. The reasons for this included households that refused to be interviewed and households that were not present during the fieldwork period – despite up to 3 visits.

Bricks and Mortar Interviews

7.23 An interview was completed with 1 Gypsy and Traveller household living in bricks and mortar in East Cambridgeshire. They did not meet the new definition and stated that they have no wish to move to a site.

¹² There are 9 vacant pitches on the public site at Burwell that has been closed temporarily. No decision has been made yet about the future of the site.

Figure 41 – Travelling Status of Bricks and Mortar Households Interviewed in East Cambridgeshire

Status	Meets New Definition	Does Not Meet New Definition
Bricks and mortar	0	1
TOTAL	0	1

Key Demographic Findings

- 7.24 As there were no Gypsy or Traveller households that meet the new definition there is no demographic information to report on. As such the national household formation rate of 1.50% has been used to estimate future need for unknown Gypsy and Traveller households.

Pitch Needs – ‘Travelling’ Gypsies and Travellers

- 7.25 There were no households in East Cambridgeshire that meet the new definition so there are no current or future accommodation needs to include in the GTAA.

Pitch Needs – ‘Unknown’ Gypsies and Travellers

- 7.26 Whilst it was not possible to determine the travelling status of a total of 114 households as they either refused to be interviewed, or were not on site at the time of the fieldwork, the needs of these households still need to be recognised by the GTAA as they are believed to be ethnic Gypsies and Travellers and **may** meet the new definition as defined in PPTS.
- 7.27 ORS are of the opinion that it would not be appropriate when producing a robust assessment of need to make any firm assumptions about whether or not households where an interview was not completed meet the new definition based on the outcomes of households in that local authority where an interview was completed.
- 7.28 However data that has been collected from over 1,500 household interviews that have been completed by ORS since the changes to PPTS in 2015 suggests that nationally approximately 10% of households that have been interviewed meet the new definition – and in some local authorities, particularly London Boroughs, 100% of households do not meet the new definition.
- 7.29 This would suggest that it is likely that only a small proportion of the potential need identified from these households will need new Gypsy and Traveller pitches, and that the needs of the majority will need to be addressed through other means.
- 7.30 Should further information be made available to the Council that will allow for the new definition to be applied to the ‘unknown’ households, the overall level of need could rise by up to 40 pitches from new household formation (this uses a base of the 114 households and a net growth rate of 1.50%¹³). Therefore additional need *could* increase by up to a further 40 pitches, plus any concealed adult households or 5 year need arising from older teenagers living in these households (if all 114 ‘unknown’ pitches are deemed to

¹³ The ORS Technical Note on Population and Household Growth has identified a national growth rate of 1.50% for Gypsies and Travellers which has been applied in the absence of further demographic information about these households.

meet the new definition). However, as an illustration, if the national average of 10% were to be applied this could be as few as 4 additional pitches. Tables setting out the components of need for unknown households can be found in **Appendix B**.

Waiting Lists

- 7.31 There are 2 occupied public sites¹⁴ in East Cambridgeshire. The Council have confirmed that there are only 2 families on the waiting list for public sites and that neither are local to the area.
- 7.32 Should these households wish to be considered for a tenancy on one of the public sites they will have to provide information on their travelling patterns during the site allocation process as and when a pitch becomes available.
- 7.33 It has not been possible to identify any further need arising from the households on the waiting list at the time of this report as it was not possible to contact the households.

Public/Private Split

- 7.34 Only 4 of the unknown households were living on a public site so the likely potential need arising from these households is for 1 additional public pitch from new household formation (based on a rate of 1.50%) over the GTAA period. It is likely that all of the other potential need from unknown households not living on public sites would need to be met through private pitches.

Travelling Showpeople Needs

Plot Needs – ‘Travelling’ Showpeople

- 7.35 The 2 households who meet the new definition of Travelling were both found on 2 private yards. Analysis of the household interviews and site demographics indicates that there is a long-term need for a further **2 additional plots** for younger children living on the yard.
- 7.36 Therefore the overall level of additional need for those households who meet the new definition of a Travelling Showperson is for **2 additional plots** over the 20 year GTAA period.

Figure 42 – Additional Need for ‘Travelling’ Showpeople Households in East Cambridgeshire

Travelling Showpeople - Meeting New Definition	Plots
Supply of Plots	
Additional supply from vacant public and private plots	0
Additional supply from plots on new yards	0
Plots vacated by households moving to bricks and mortar	0
Plots vacated by households moving away from the study area	0
Total Supply	0
Current Need	
Households on unauthorised developments	0
Households on unauthorised encampments	0

¹⁴ One additional public site is currently closed.

Concealed households/Doubling-up/Over-crowding	0
5 year need from older teenage children	0
Movement from bricks and mortar	0
Households on waiting lists for public yards	0
Total Current Need	0
Future Need	
Households on yards with temporary planning permission	0
In-migration	0
New household formation	2
<i>(From site demographics)</i>	
Total Future Needs	2
Net Plot Total = (Current and Future Need – Total Supply)	2

Figure 43 – Additional Need for 'Travelling' Showpeople Households in East Cambridgeshire by 5 Year Periods

Years	0-5	6-10	11-15	16-20	Total
	2016-21	2021-26	2026-31	2031-36	
	0	0	1	1	2

Plot Needs – 'Unknown' Showpeople

- ^{7.37} Whilst it was not possible to determine the travelling status of a total of 14 households as they either refused to be interviewed, or were not on site at the time of the fieldwork, the needs of these households still need to be recognised by the GTAA as they are believed to be Travelling Showpeople and **may** meet the new definition as defined in PPTS.
- ^{7.38} Should further information be made available to the Council that will allow for the new definition to be applied the overall level of need *could* rise by up to 3 additional plots from new household formation (this uses a base of the 14 households and a net growth rate of 1.00%¹⁵). Therefore additional need *could* increase by up to a further additional 3 plots, plus any concealed adult households or 5 year need arising from older teenagers living in these households. Tables setting out the components of need for unknown households can be found in **Appendix B**.

¹⁵ The ORS Technical Note on Population and Household Growth has identified a national growth rate of 1.00% for Travelling Showpeople which has been applied in the absence of further demographic information about these households.

Forest Heath

7.39 In summary there is **no need for any additional pitches** in Forest Heath for Gypsy and Traveller households that meet the new definition; a need for **up to 8 additional pitches** for Gypsy and Traveller households that may meet the new definition – although if the national average of 10% were to be applied this could be as few as **1 additional pitch**; and a need for **10 additional pitches** for Gypsy and Traveller households who do not meet the new definition.

7.40 There are no Travelling Showpeople households in Forest Heath so **no current or future need**.

7.41 Information that was sought from households where an interview was completed allowed each household to be assessed against the new 'planning' definition of a Traveller. This included information on whether households have ever travelled; why they have stopped travelling; the reasons that they travel; and whether they plan to travel again in the future. The tables below sets out the travelling status of households in Forest Heath.

Figure 44 – Travelling Status of Households in Forest Heath

Site Status	Meets New Definition	Does Not Meet New Definition	Unknown
Gypsies and Travellers			
Public Sites	-	-	-
Private Sites ¹⁶	0	15	34
Temporary Sites	-	-	-
Tolerated Sites	-	-	-
Unauthorised Sites	0	3	0
Sub-Total	0	18	34
Travelling Showpeople			
Public Yards	-	-	-
Private Yards	-	-	-
Temporary Yards	-	-	-
Tolerated Yards	-	-	-
Unauthorised Yards	-	-	-
Sub-Total	0	0	0
TOTAL	0	18	34

7.42 Figure 44 shows that for Gypsies and Travellers no households meet the new definition of a Traveller - in that they stated during the interview that they travel for work purposes and stay away from their usual place of residence, or have ceased to travel temporarily. A total of 18 Gypsy and Traveller households did not meet the new definition as they were not able to provide information that they travel away from their usual place of residence for the purpose of work, or that they have ceased to travel temporarily due to children in education, ill health or old age. Some did travel for cultural reasons to visit fairs, relatives or friends, and others had ceased to travel permanently – these households did not meet the new definition. There are no Travelling Showpeople yards in Forest Heath.

¹⁶ There are 8 unimplemented pitches on 2 private sites

- 7.43 The number of households on each site where an interview was not possible are recorded as unknown. The reasons for this included households that refused to be interviewed and households that were not present during the fieldwork period – despite up to 3 visits.

Bricks and Mortar Interviews

- 7.44 Despite efforts that were made it was not possible to interview any households living in bricks and mortar in Forest Heath.

Key Demographic Findings

- 7.45 As there were no households that meet the new definition there is no demographic information to report on. As such the national household formation rate of 1.50% has been used to estimate future need for unknown households.

Pitch Needs – ‘Travelling’ Gypsies and Travellers

- 7.46 There were no households in Forest Heath that meet the new definition so there are no current or future accommodation needs to include in the GTAA.

Pitch Needs – ‘Unknown’ Gypsies and Travellers

- 7.47 Whilst it was not possible to determine the travelling status of a total of 34 households as they either refused to be interviewed, or were not on site at the time of the fieldwork, the needs of these households still need to be recognised by the GTAA as they are believed to be ethnic Gypsies and Travellers and may meet the new definition as defined in PPTS.
- 7.48 ORS are of the opinion that it would not be appropriate when producing a robust assessment of need to make any firm assumptions about whether or not households where an interview was not completed meet the new definition based on the outcomes of households in that local authority where an interview was completed.
- 7.49 However data that has been collected from over 1,500 household interviews that have been completed by ORS since the changes to PPTS in 2015 suggests that nationally approximately 10% of households that have been interviewed meet the new definition – and in some local authorities, particularly London Boroughs, 100% of households do not meet the new definition.
- 7.50 This would suggest that it is likely that only a small proportion of the potential need identified from these households will need new Gypsy and Traveller pitches, and that the needs of the majority will need to be addressed through other means.
- 7.51 Should further information be made available to the Council that will allow for the new definition to be applied to the ‘unknown’ households, the overall level of need could rise by up to 12 pitches from new household formation (this uses a base of the 34 households and a net growth rate of 1.50%¹⁷). In addition there are 4 vacant pitches on a private rental site that can be considered as available for occupation.

¹⁷ The ORS Technical Note on Population and Household Growth has identified a national growth rate of 1.50% for Gypsies and Travellers which has been applied in the absence of further demographic information about these households.

Therefore additional need could increase by up to a further 8 pitches, plus any concealed adult households or 5 year need arising from older teenagers living in these households (if all 34 'unknown' pitches are deemed to meet the new definition). However, as an illustration, if the national average of 10% were to be applied this could be as few as 1 additional pitch. Tables setting out the components of need for unknown households can be found in **Appendix B**.

Waiting Lists

- ^{7.52} There are no public sites in Forest Heath so there is no waiting list.

Public/Private Split

- ^{7.53} There are no public sites so it is likely that all of the potential need from unknown households living on private sites would need to be met through private pitches.

Travelling Showpeople Needs

- ^{7.54} There are no Travelling Showpeople yards in Forest Heath so there is no current or future need for plots, and no other need was identified for a new yard.

Huntingdonshire

7.55 In summary there is a need for **9 additional pitches** in Huntingdonshire for Gypsy and Traveller households that meet the new definition; a need for up to 19 additional pitches for Gypsy and Traveller households that may meet the new definition – although if the national average of 10% were to be applied this could be as few as 2 additional pitches; and a need for 38 additional pitches for Gypsy and Traveller households who do not meet the new definition.

7.56 There are no occupied Travelling Showpeople yards in Huntingdonshire so no current or future need.

7.57 Information that was sought from households where an interview was completed allowed each household to be assessed against the new 'planning' definition of a Traveller. This included information on whether households have ever travelled; why they have stopped travelling; the reasons that they travel; and whether they plan to travel again in the future. The tables below sets out the travelling status of households in Huntingdonshire.

Figure 45 – Travelling Status of Households in Huntingdonshire

Site Status	Meets New Definition	Does Not Meet New Definition	Unknown
Gypsies and Travellers			
Public Sites	0	18	2
Private Sites	1	9	17
Temporary Sites	-	-	-
Tolerated Sites	2	2	9
Unauthorised Sites	0	0	7
Sub-Total	3	29	35
Travelling Showpeople			
Public Yards	-	-	-
Private Yards ¹⁸	-	-	-
Temporary Yards	-	-	-
Tolerated Yards	-	-	-
Unauthorised Yards	-	-	-
Sub-Total	-	-	-
TOTAL	3	29	35

7.58 Figure 45 shows that for Gypsies and Travellers 3 households meet the new definition of a Traveller in that they stated during the interview that they travel for work purposes and stay away from their usual place of residence, or have ceased to travel temporarily. A total of 29 Gypsy and Traveller households did not meet the new definition as they were not able to provide information that they travel away from their usual place of residence for the purpose of work, or that they have ceased to travel temporarily due to children in education, ill health or old age. Some did travel for cultural reasons to visit fairs, relatives or friends, and others had ceased to travel permanently – these households did not meet the new definition. The Travelling Showpeople yard was vacant and did not appear to be in use any more.

¹⁸ Whilst there was 1 yard it was unoccupied and did not appear to be in use any more.

7.59 The number of households on each site where an interview was not possible are recorded as unknown. The reasons for this include households that refused to be interviewed and households that were not present during the fieldwork period – despite up to 3 visits.

Bricks and Mortar Interviews

7.60 Despite efforts that were made it was not possible to interview any households living in bricks and mortar in Huntingdonshire.

Key Demographic Findings

7.61 Ethnicity data that was captured from the 3 Gypsy and Traveller households that meet the new definition of a Traveller indicated that 2 are Romany Gypsies and 1 is an Irish Traveller household. This may be important when dealing with any planning issues relating to Romany Gypsies and Irish and Scottish Travellers.

7.62 The households that meet the new definition comprised 14 residents – 12 adults and 2 children and teenagers aged under 18. This equates to 86% adults and 14% children and teenagers.

Pitch Needs – ‘Travelling’ Gypsies and Travellers

7.63 The 3 households who meet the new definition of Travelling were found on 1 private site and 2 tolerated sites. Analysis of the household interviews indicated that there is a current need for 6 additional pitches as a result of concealed or doubled up households or adults and a short-term need for 1 additional pitch for an older teenage child.

7.64 Due to the low number of children identified in the 3 households it is not appropriate to apply a % new household formation rate. However the demographics suggest that 2 new households will form over the GTAA period.

7.65 Therefore the overall level of additional need for those households who meet the new definition of a Gypsy or Traveller is for **9 additional pitches** over the 20 year GTAA period.

Figure 46 – Additional Need for ‘Travelling’ Households in Huntingdonshire

Gypsies and Travellers - Meeting New Definition	Pitches
Supply of Pitches	
Additional supply from vacant public and private pitches	0
Additional supply from pitches on new sites	0
Pitches vacated by households moving to bricks and mortar	0
Pitches vacated by households moving away from the study area	0
Total Supply	0
Current Need	
Households on unauthorised developments	0
Households on unauthorised encampments	0
Concealed households/Doubling-up/Over-crowding	6
5 year need from older teenage children	1

Movement from bricks and mortar	0
Households on waiting lists for public sites	0
Total Current Need	7
Future Need	
Households on sites with temporary planning permission	0
In-migration	0
New household formation	2
<i>(Derived from site demographics)</i>	
Total Future Needs	2
Net Pitch Need = (Current and Future Need – Total Supply)	9

Figure 47 – Additional Need for 'Travelling' Households in Huntingdonshire by 5 Year Periods

Years	0-5	6-10	11-15	16-20	
	2016-21	2021-26	2026-31	2031-36	Total
	7	0	1	1	9

Pitch Needs – 'Unknown' Gypsies and Travellers

- ^{7.66} Whilst it was not possible to determine the travelling status of a total of 35 households as they either refused to be interviewed, or were not on site at the time of the fieldwork, the needs of these households still need to be recognised by the GTAA as they are believed to be ethnic Gypsies and Travellers and **may** meet the new definition as defined in PPTS.
- ^{7.67} ORS are of the opinion that it would not be appropriate when producing a robust assessment of need to make any firm assumptions about whether or not households where an interview was not completed meet the new definition based on the outcomes of households in that local authority where an interview was completed.
- ^{7.68} However data that has been collected from over 1,500 household interviews that have been completed by ORS since the changes to PPTS in 2015 suggests that nationally approximately 10% of households that have been interviewed meet the new definition – and in some local authorities, particularly London Boroughs, 100% of households do not meet the new definition.
- ^{7.69} This would suggest that it is likely that only a small proportion of the potential need identified from these households will need new Gypsy and Traveller pitches, and that the needs of the majority will need to be addressed through other means.
- ^{7.70} Should further information be made available to the Council that will allow for the new definition to be applied to the 'unknown' households, the overall level of need could rise by up to 7 pitches on unauthorised sites and up to 12 pitches from new household formation (this uses a base of the 35 households and a net growth rate of 1.50%¹⁹). Therefore additional need could increase by up to a further 19 pitches, plus any concealed adult households or 5 year need arising from older teenagers living in these

¹⁹ The ORS Technical Note on Population and Household Growth has identified a national growth rate of 1.50% for Gypsies and Travellers which has been applied in the absence of further demographic information about these households.

households (if all 35 'unknown' pitches are deemed to meet the new definition). However, as an illustration, if the national average of 10% were to be applied this could be as few as 2 additional pitches. Tables setting out the components of need for unknown households can be found in **Appendix B**.

Waiting Lists

- ^{7.71} There is 1 public site in Huntingdonshire. The Council have confirmed that there are 6 families on the waiting list for the site. Three of these households are already living on the site and the other households live on sites outside of Huntingdonshire
- ^{7.72} Should these households wish to be considered for a tenancy on one of the public sites they will have to provide information on their travelling patterns during the site allocation process as and when a pitch becomes available.
- ^{7.73} It has not been possible to identify any further need arising from the households on the waiting list at the time of this report as it was not possible to contact the households. These households cannot be included as 'unknown' at present as they may already be doubled-up on existing sites.

Public/Private Split

- ^{7.74} Only 2 of the unknown households were living on a public site so the likely potential need arising from these households is for 1 additional public pitch over the GTAA period through new household formation. It is likely that all of the other potential need from unknown households not living on public sites would need to be met through private pitches.

Travelling Showpeople Needs

- ^{7.75} Whilst there is 1 yard with planning permission in Huntingdonshire the site interviews found it to be vacant and that it had not been occupied for some time. Therefore there is no current or future need for additional plots for Travelling Showpeople at this time. The Council should however continue to monitor the yard during the January Caravan Count and may need to reconsider the assessment of need should it be found to be occupied at some point in the future.

King's Lynn and West Norfolk

7.76 In summary there is a need for **5 additional pitches** in King's Lynn and West Norfolk for Gypsy and Traveller households that meet the new definition; a need for up to 33 additional pitches for Gypsy and Traveller households that may meet the new definition – although if the national average of 10% were to be applied this could be as few as 3 additional pitches; and a need for 39 additional pitches for Gypsy and Traveller households who do not meet the new definition.

7.77 There is **not a need for any additional plots** for Travelling Showpeople households that meet the new definition; a need for up to 2 additional plots for Travelling Showpeople households that may meet the new definition – although if the national average of 70% were to be applied this could be as few as 1 additional plots; there is a need for **4 additional plots** for Travelling Showpeople households who do not meet the new definition.

7.78 Information that was sought from households where an interview was completed allowed each household to be assessed against the new 'planning' definition of a Traveller. This included information on whether households have ever travelled; why they have stopped travelling; the reasons that they travel; and whether they plan to travel again in the future. The tables below sets out the travelling status of households in King's Lynn and West Norfolk. Whilst 60 interviews were completed, 2 pitches were occupied by non-Traveller households.

Figure 48 – Travelling Status of Households in King's Lynn and West Norfolk

Site Status	Meets New Definition	Does Not Meet New Definition	Unknown
Gypsies and Travellers			
Public Sites ²⁰	0	15	11
Private Sites ²¹	2	36	88
Temporary Sites	-	-	-
Tolerated Sites	-	-	-
Unauthorised Sites ²²	-	-	-
Sub-Total	2	51	99
Travelling Showpeople			
Public Yards	-	-	-
Private Yards	0	5	5
Temporary Yards	-	-	-
Tolerated Yards	-	-	-
Unauthorised Yards	-	-	-
Sub-Total	0	5	5
TOTAL	2	56	104

²⁰ 1 pitch was vacant on the public site.

²¹ There were a number of vacancies or pitches occupied by non-Travellers on private sites

²² The unauthorised site was vacant

- 7.79 Figure 48 shows that for Gypsies and Travellers 2 households meet the new definition of a Traveller in that they stated during the interview that they travel for work purposes and stay away from their usual place of residence, or have ceased to travel temporarily. A total of 51 Gypsy and Traveller and 5 Travelling Showpeople households did not meet the new definition as they were not able to provide information that they travel away from their usual place of residence for the purpose of work, or that they have ceased to travel temporarily due to children in education, ill health or old age. Some did travel for cultural reasons to visit fairs, relatives or friends, and others had ceased to travel permanently – these households did not meet the new definition.
- 7.80 The number of households on each site where an interview was not possible are recorded as unknown. The reasons for this include households that refused to be interviewed and households that were not present during the fieldwork period – despite up to 3 visits.

Bricks and Mortar Interviews

- 7.81 Despite efforts that were made it was not possible to interview any households living in bricks and mortar in King's Lynn and West Norfolk.

Key Demographic Findings

- 7.82 Ethnicity data that was captured from the 2 Gypsy and Traveller households that meet the new definition of a Traveller indicated that they are 1 is a Romany household and 1 is an English Traveller household. This may be important when dealing with any planning issues relating to Romany Gypsies and Irish and Scottish Traveller.
- 7.83 The households that meet the new definition comprised 9 residents – 6 adults and 3 children and teenagers aged under 18. This equates to 67% adults and 33% children and teenagers.

Pitch Needs – 'Travelling' Gypsies and Travellers

- 7.84 The 2 households who meet the new definition of Travelling were found on 2 private sites. Analysis of the household interviews indicated that there is a current need for **2 additional** pitches as a result of concealed or doubled-up households or adults and a short-term need for **2 additional pitches** for older teenage children.
- 7.85 Due to the low number of children identified in the 2 households it is not appropriate to apply a % new household formation rate. However the demographics suggest that 1 new household will form over the GTAA period.
- 7.86 Therefore the overall level of additional need for those households who meet the new definition of a Gypsy or Traveller is for **5 additional pitches** over the 20 year GTAA period.

Figure 49 – Additional Need for 'Travelling' Households in King's Lynn and West Norfolk

Gypsies and Travellers - Meeting New Definition	Pitches
Supply of Pitches	
Additional supply from vacant public and private pitches	0
Additional supply from pitches on new sites	0
Pitches vacated by households moving to bricks and mortar	0
Pitches vacated by households moving away from the study area	0
Total Supply	0
Current Need	
Households on unauthorised developments	0
Households on unauthorised encampments	0
Concealed households/Doubling-up/Over-crowding	2
5 year need from older teenage children	2
Movement from bricks and mortar	0
Households on waiting lists for public sites	0
Total Current Need	4
Households on sites with temporary planning permission	0
In-migration	0
New household formation	1
<i>(Based on household demographics)</i>	
Total Future Needs	1
Net Pitch Total = (Current and Future Need – Total Supply)	5

Figure 50 – Additional Need for 'Travelling' Households in King's Lynn and West Norfolk by 5 Year Periods

Years	0-5	6-10	11-15	16-20	
	2016-21	2021-26	2026-31	2031-36	Total
	4	0	0	1	5

Pitch Needs – 'Unknown' Gypsies and Travellers

- 7.87 Whilst it was not possible to determine the travelling status of a total of 99 households as they either refused to be interviewed, or were not on site at the time of the fieldwork, the needs of these households still need to be recognised by the GTAA as they are believed to be ethnic Gypsies and Travellers and **may** meet the new definition as defined in PPTS.
- 7.88 ORS are of the opinion that it would not be appropriate when producing a robust assessment of need to make any firm assumptions about whether or not households where an interview was not completed meet the new definition based on the outcomes of households in that local authority where an interview was completed.
- 7.89 However data that has been collected from over 1,500 household interviews that have been completed by ORS since the changes to PPTS in 2015 suggests that nationally approximately 10% of households that have been interviewed meet the new definition – and in some local authorities, particularly London Boroughs, 100% of households do not meet the new definition.

- 7.90 This would suggest that it is likely that only a small proportion of the potential need identified from these households will need new Gypsy and Traveller pitches, and that the needs of the majority will need to be addressed through other means.
- 7.91 Should further information be made available to the Council that will allow for the new definition to be applied to the 'unknown' households, the overall level of need could rise by up to 34 pitches from new household formation (this uses a base of the 99 households and a net growth rate of 1.50%²³). Therefore additional need could increase by up to a further 34 pitches, plus any concealed adult households or 5 year need arising from older teenagers living in these households (if all 99 'unknown' pitches are deemed to meet the new definition). However, as an illustration, if the national average of 10% were to be applied this could be as few as 3 additional pitches. Tables setting out the components of need for unknown households can be found in **Appendix B**.

Waiting Lists

- 7.92 There is 1 public site in King's Lynn & West Norfolk that is managed by Norfolk County Council, and 1 socially rented site managed by Hastoe Housing Association. The County Council have confirmed that there are 5 families on the waiting list for the public site. Only one of these households has put the site in King's Lynn & West Norfolk as their first priority (households can register an interest in up to 3 sites across Norfolk and Suffolk). None of the households currently live in King's Lynn & West Norfolk. Hastoe Housing have confirmed that there are 3 valid households on the waiting list for the site that they manage. 2 of these are currently living on the site and one has no fixed abode.
- 7.93 Should these households wish to be considered for a tenancy on one of the public sites they will have to provide information on their travelling patterns during the site allocation process as and when a pitch becomes available.
- 7.94 It has not been possible to identify any further need arising from the households on the waiting list at the time of this report as it was not possible to contact the households. Further information will be required from the 2 households living on the socially rented site to determine whether they are concealed or doubled-up on pitches, or simply seeking to move to another pitch. Neither of these households participated in an interview either as they refused or were not in at the times of the site visits.

Public/Private Split

- 7.95 A total of 11 of the unknown households were living on a public site so the likely potential need arising from these households is for 4 additional public pitches over the GTAA period as a result of new household formation. It is likely that all of the other potential need from unknown households not living on public sites would need to be met through private pitches.

²³ The ORS Technical Note on Population and Household Growth has identified a national growth rate of 1.50% for Gypsies and Travellers which has been applied in the absence of further demographic information about these households.

Travelling Showpeople Needs

Plot Needs – 'Travelling' Showpeople

^{7.96} There were no Travelling Showpeople households who meet the new definition of Travelling.

Plot Needs – 'Unknown' Showpeople

^{7.97} Whilst it was not possible to determine the travelling status of a total of 5 households as they either refused to be interviewed, or were not on site at the time of the fieldwork, the needs of these households still need to be recognised by the GTAA as they are believed to be Travelling Showpeople and **may** meet the new definition as defined in PPTS. Should further information be made available to the Council that will allow for the new definition to be applied the overall level of need could rise by **2 additional plots** from new household formation (this uses a base of the 5 households and a net growth rate of 1.00%²⁴). Therefore total additional need could increase by a further **2 additional plots**, plus any concealed adult households or 5 year need arising from older teenagers living in these households.

²⁴ The ORS Technical Note on Population and Household Growth has identified a national growth rate of 1.00% for Travelling Showpeople which has been applied in the absence of further demographic information about these households.

Peterborough

^{7.98} In summary there is **no need for any additional pitches** in Peterborough for Gypsy and Traveller households that meet the new definition; a need for up to 16 additional pitches for Gypsy and Traveller households that may meet the new definition – although if the national average of 10% were to be applied this could be as few as 2 additional pitches; and a need for 18 additional pitches for Gypsy and Traveller households who do not meet the new definition.

^{7.99} There were no Travelling Showpeople yards identified in Peterborough so no current or future need.

^{7.100} Information that was sought from households where an interview was completed allowed each household to be assessed against the new 'planning' definition of a Traveller. This included information on whether households have ever travelled; why they have stopped travelling; the reasons that they travel; and whether they plan to travel again in the future. The tables below sets out the travelling status of households in Peterborough.

Figure 51 – Travelling Status of Households in Peterborough

Site Status	Meets New Definition	Does Not Meet New Definition	Unknown
Gypsies and Travellers			
Public Sites	0	34	30
Private Sites	0	0	16 ²⁵
Temporary Sites	-	-	-
Tolerated Sites	-	-	-
Unauthorised Sites	0	0	1
Sub-Total	0	34	47
Travelling Showpeople			
Public Yards	-	-	-
Private Yards	-	-	-
Temporary Yards	-	-	-
Tolerated Yards	-	-	-
Unauthorised Yards	-	-	-
Sub-Total	-	-	-
TOTAL	0	34	47

^{7.101} Figure 51 shows that for Gypsies and Travellers no households meet the new definition of a Traveller. A total of 34 Gypsy and Traveller households did not meet the new definition as they were not able to provide information that they travel away from their usual place of residence for the purpose of work, or that they have ceased to travel temporarily due to children in education, ill health or old age. Some did travel for cultural reasons to visit fairs, relatives or friends, and others had ceased to travel permanently – these households did not meet the new definition. There are no Travelling Showpeople yards in Peterborough.

²⁵ 1 pitch is vacant

7.102 The number of households on each site where an interview was not possible are recorded as unknown. The reasons for this include households that refused to be interviewed and households that were not present during the fieldwork period – despite up to 3 visits.

Bricks and Mortar Interviews

7.103 Despite all the efforts that were made no households living in bricks and mortar were identified to interview.

Key Demographic Findings

7.104 As there were no households that meet the new definition there is no demographic information to report on. As such the national household formation rate of 1.50% has been used to estimate future need for unknown households.

Pitch Needs – ‘Travelling’ Gypsies and Travellers

7.105 No Gypsy and Traveller households that were interviewed met the new definition.

Pitch Needs – ‘Unknown’ Gypsies and Travellers

7.106 Whilst it was not possible to determine the travelling status of a total of 47 households as they either refused to be interviewed, or were not on site at the time of the fieldwork, the needs of these households still need to be recognised by the GTAA as they are believed to be ethnic Gypsies and Travellers and **may** meet the new definition as defined in PPTS.

7.107 ORS are of the opinion that it would not be appropriate when producing a robust assessment of need to make any firm assumptions about whether or not households where an interview was not completed meet the new definition based on the outcomes of households in that local authority where an interview was completed.

7.108 However data that has been collected from over 1,500 household interviews that have been completed by ORS since the changes to PPTS in 2015 suggests that nationally approximately 10% of households that have been interviewed meet the new definition – and in some local authorities, particularly London Boroughs, 100% of households do not meet the new definition.

7.109 This would suggest that it is likely that only a small proportion of the potential need identified from these households will need new Gypsy and Traveller pitches, and that the needs of the majority will need to be addressed through other means.

7.110 Should further information be made available to the Council that will allow for the new definition to be applied to the ‘unknown’ households, the overall level of need could rise by up to 1 from an unauthorised pitch and by up to 16 pitches from new household formation (this uses a base of the 47 households and a net growth rate of 1.50%²⁶). Therefore additional need could increase by up to a further 17 pitches, plus any concealed adult households or 5 year need arising from older teenagers living in these households (if all

²⁶ The ORS Technical Note on Population and Household Growth has identified a national growth rate of 1.50% for Gypsies and Travellers which has been applied in the absence of further demographic information about these households.

47 'unknown' pitches are deemed to meet the new definition). However, as an illustration, if the national average of 10% were to be applied this could be as few as 2 additional pitches. Tables setting out the components of need for unknown households can be found in **Appendix B**.

Waiting Lists

- ^{7.111} Whilst there are 2 public sites in Peterborough the Council have confirmed that there is currently nobody on the waiting list for either site.
- ^{7.112} Should any households wish to be considered for a tenancy on one of the public sites they will have to provide information on their travelling patterns during the site allocation process as and when a pitch becomes available.

Public/Private Split

- ^{7.113} A total of 30 of the unknown households were living on a public site so the likely potential need arising from these households is for 10 additional public pitches over the GTAA period as a result of new household formation. It is likely that all of the other potential need from unknown households not living on public sites would need to be met through private pitches.

Travelling Showpeople Needs

Plot Needs – 'Travelling' Showpeople

- ^{7.114} There are no Travelling Showpeople yards in Peterborough so at this time there is no current or future need for additional plots.

South Cambridgeshire

^{7.115} In summary there is a **need for -9 additional pitches** in South Cambridgeshire for Gypsy and Traveller households that meet the new definition – overall need for 20 additional pitches is offset by 29 vacant pitches; a need for up to 68 additional pitches for Gypsy and Traveller households that may meet the new definition – although if the national average of 10% were to be applied this could be as few as 7 additional pitches; and a need for 61 additional pitches for Gypsy and Traveller households who do not meet the new definition.

^{7.116} There is need for **12 additional plots** for Travelling Showpeople households that meet the new definition; a need for up to 3 additional plots for Travelling Showpeople households that may meet the new definition – although if the national average of 70% were to be applied this could be as few as 2 additional plots; there is no need for additional plots for Travelling Showpeople households who do not meet the new definition.

^{7.117} Information that was sought from households where an interview was completed allowed each household to be assessed against the new 'planning' definition of a Traveller. This included information on whether households have ever travelled; why they have stopped travelling; the reasons that they travel; and whether they plan to travel again in the future. The tables below sets out the travelling status of households in South Cambridgeshire.

Figure 52 – Travelling Status of Households in South Cambridgeshire

Site Status	Meets New Definition	Does Not Meet New Definition	Unknown
Gypsies and Travellers			
Public Sites	0	9	23
Private Sites	9	70	170
Temporary Sites	2	1	0
Tolerated Sites	-	-	-
Unauthorised Sites	0	1	1
Sub-Total	11	81	194
Travelling Showpeople			
Public Yards	-	-	-
Private Yards	14	2	15
Temporary Yards	-	-	-
Tolerated Yards	-	-	-
Unauthorised Yards	-	-	-
Sub-Total	14	2	15
TOTAL	25	83	209

^{7.118} Figure 52 shows that for Gypsies and Travellers 11 households meet the new definition of a Traveller, and for Travelling Showpeople 14 households meet the new definition - in that they were able to provide information demonstrating that they travel for work purposes and stay away from their usual place of residence, or have ceased to travel temporarily. A total of 81 Gypsy and Traveller and 2 Travelling Showpeople households did not meet the new definition as they were not able to provide information that

they travel away from their usual place of residence for the purpose of work, or that they have ceased to travel temporarily due to children in education, ill health or old age. Some did travel for cultural reasons to visit fairs, relatives or friends, and others had ceased to travel permanently – these households did not meet the new definition.

7.119 The number of households on each site where an interview was not possible are recorded as unknown. The reasons for this include households that refused to be interviewed and households that were not present during the fieldwork period – despite up to 3 visits.

Bricks and Mortar Interviews

7.120 Despite all the efforts that were made no households living in bricks and mortar were identified to interview.

Key Demographic Findings

7.121 Ethnicity data that was captured from the 11 Gypsy and Traveller households that meet the new definition of a Traveller indicated that 5 are English Traveller households, 5 are Romany Gypsy households, and 1 is an Irish Traveller household. This may be important when dealing with any planning issues relating to Romany Gypsies and Irish and Scottish Travellers.

7.122 The households that meet the new definition comprised 51 residents – 24 adults and 27 children and teenagers aged under 18. This equates to 47% adults and 53% children and teenagers. This suggests that a new household formation rate of 2.20% should be applied to the household base.

Pitch Needs – 'Travelling' Gypsies and Travellers

7.123 The 11 households who meet the new definition of Travelling were found on 6 private sites and 2 temporary sites. As well as the need arising from the 2 temporary pitches, analysis of the household interviews indicated that there is a current need for 4 additional pitches for concealed households or adults, and a short-term need for 4 additional pitches for older teenage children.

7.124 The household demographics suggest that a new household formation rate of 2.20% should be used. This gives a total of 10 additional pitches through new household formation over the 20 year GTAA period to 2036.

7.125 In addition there is supply from 22 vacant pitches on a private rental site and an additional 7 unimplemented pitches on another new site. These have been considered as available supply during the first 5 years of the GTAA.

7.126 Therefore the overall level of additional need for those households who meet the new definition of a Gypsy or Traveller is for **-9 additional pitches** over the 20 year GTAA period when the supply is taken into consideration.

Figure 53 – Additional Need for 'Travelling' Households in South Cambridgeshire

Gypsies and Travellers - Meeting New Definition	Pitches
Supply of Pitches	
Additional supply from vacant public and private pitches	22
Additional supply from pitches on new sites	7
Pitches vacated by households moving to bricks and mortar	0
Pitches vacated by households moving away from the study area	0
Total Supply	29
Current Need	
Households on unauthorised developments	0
Households on unauthorised encampments	0
Concealed households/Doubling-up/Over-crowding	4
5 year need from older teenage children	4
Movement from bricks and mortar	0
Households on waiting lists for public sites	0
Total Current Need	8
Future Need	
Households on sites with temporary planning permission	2
In-migration	0
New household formation	10
<i>(Base number of households 19 and formation rate 2.20 %)</i>	
Total Future Needs	12
Net Pitch Total = (Current and Future Need – Total Supply)	-9

Figure 54 – Additional Need for 'Travelling' Households in South Cambridgeshire by 5 Year Periods

Years	0-5	6-10	11-15	16-20	
	2016-21	2021-26	2026-31	2031-36	Total
	-17	2	3	3	-9

Pitch Needs – 'Unknown' Gypsies and Travellers

^{7.127} Whilst it was not possible to determine the travelling status of a total of 194 households as they either refused to be interviewed, or were not on site at the time of the fieldwork, the needs of these households still need to be recognised by the GTAA as they are believed to be ethnic Gypsies and Travellers and **may** meet the new definition as defined in PPTS.

^{7.128} ORS are of the opinion that it would not be appropriate when producing a robust assessment of need to make any firm assumptions about whether or not households where an interview was not completed meet the new definition based on the outcomes of households in that local authority where an interview was completed.

^{7.129} However data that has been collected from over 1,500 household interviews that have been completed by ORS since the changes to PPTS in 2015 suggests that nationally approximately 10% of households that have

been interviewed meet the new definition – and in some local authorities, particularly London Boroughs, 100% of households do not meet the new definition.

^{7.130} This would suggest that it is likely that only a small proportion of the potential need identified from these households will need new Gypsy and Traveller pitches, and that the needs of the majority will need to be addressed through other means.

^{7.131} Should further information be made available to the Council that will allow for the new definition to be applied to the 'unknown' households, the overall level of need could rise by up to 1 from an unauthorised pitch and by up to 67 pitches from new household formation (this uses a base of the 194 households and a net growth rate of 1.50%²⁷). Therefore additional need could increase by up to a further 68 pitches, plus any concealed adult households or 5 year need arising from older teenagers living in these households (if all 194 'unknown' pitches are deemed to meet the new definition). However, as an illustration, if the national average of 10% were to be applied this could be as few as 7 additional pitches. Tables setting out the components of need for unknown households can be found in **Appendix B**.

Waiting Lists

^{7.132} There are 2 public sites in South Cambridgeshire and the Council have confirmed that there are households on the waiting lists for these sites.

^{7.133} Should any households wish to be considered for a tenancy on one of the public sites they will have to provide information on their travelling patterns during the site allocation process as and when a pitch becomes available.

^{7.134} It has not been possible to identify any further need arising from the households on the waiting list at the time of this report as it was not possible to contact the households. These households cannot be included as 'unknown' at present as they may already be doubled-up on existing sites.

Public/Private Split

^{7.135} A total of 23 of the unknown households were living on public sites so the likely potential need arising from these households is for 0-8 additional public pitches over the GTAA period as a result of new household formation. It is likely that all of the other potential need from unknown households who do not live on public sites would need to be met through private pitches.

Travelling Showpeople Needs

Plot Needs – 'Travelling' Showpeople

^{7.136} The 14 households who meet the new definition of Travelling were all found on 2 private yards. Analysis of the household interviews indicated that there is a current need for 7 additional plots for concealed or doubled-up households or adults, and a short-term need for a further 2 additional plots for older teenage children. One household also stated that they are moving to bricks and mortar in South Cambridgeshire

²⁷ The ORS Technical Note on Population and Household Growth has identified a national growth rate of 1.50% for Gypsies and Travellers which has been applied in the absence of further demographic information about these households.

7.137 The household demographics suggest that a new household formation rate of 0.80% should be used. This gives a total of 4 additional plots through new household formation over the 20 year GTAA period, using a base of 22 households.

7.138 Therefore the overall level of additional need for those households who meet the new definition of a Gypsy or Traveller is for **12 additional plots** over the 20 year GTAA period.

Figure 55 – Additional Need for ‘Travelling’ Showpeople Households in South Cambridgeshire

Travelling Showpeople - Meeting New Definition	Plots
Supply of Plots	
Additional supply from vacant public and private plots	0
Additional supply from plots on new yards	0
Plots vacated by households moving to bricks and mortar	1
Plots vacated by households moving away from the study area	0
Total Supply	1
Current Need	
Households on unauthorised developments	0
Households on unauthorised encampments	0
Concealed households/Doubling-up/Over-crowding	7
5 year need from older teenage children	2
Movement from bricks and mortar	0
Households on waiting lists for public yards	0
Total Current Need	9
Future Need	
Households on yards with temporary planning permission	0
In-migration	0
New household formation	4
<i>(Base number of households 22 and formation rate 0.80%)</i>	
Total Future Needs	4
Net Plot Total = (Current and Future Need – Total Supply)	12

Figure 56 – Additional Need for ‘Travelling’ Showpeople Households in South Cambridgeshire by 5 Year Periods

Years	0-5	6-10	11-15	16-20	
	2016-21	2021-26	2026-31	2031-36	Total
	9	1	1	1	12

Plot Needs – ‘Unknown’ Showpeople

7.139 Whilst it was not possible to determine the travelling status of a total of 15 households as they either refused to be interviewed, or were not on site at the time of the fieldwork, the needs of these households still need to be recognised by the GTAA as they are believed to be Travelling Showpeople and **may** meet the new definition as defined in PPTS.

^{7.140} Should further information be made available to the Council that will allow for the new definition to be applied the overall level of need could rise by up to 3 additional plots from new household formation (this uses a base of the 15 households and a net growth rate of 1.00%²⁸). Therefore additional need could increase by up to a further 3 additional plots, plus any concealed adult households or 5 year need arising from older teenagers living in these households. Tables setting out the components of need for unknown households can be found in **Appendix B**.

²⁸ The ORS Technical Note on Population and Household Growth has identified a national growth rate of 1.00% for Travelling Showpeople which has been applied in the absence of further demographic information about these households.

St Edmundsbury

^{7.141} In summary there is **no need for any additional pitches** in St Edmundsbury for Gypsy and Traveller households that meet the new definition; a need for up to 3 additional pitches for Gypsy and Traveller households that may meet the new definition – although if the national average of 10% were to be applied this could be as few as 1 additional pitch; and no need for additional pitches for Gypsy and Traveller households who do not meet the new definition.

^{7.142} There is **no need for additional plots** for Travelling Showpeople households that meet the new definition; no need for additional plots for Travelling Showpeople households that may meet the new definition; and a need for 2 additional plots for Travelling Showpeople households who do not meet the new definition.

^{7.143} Information that was sought from households where an interview was completed allowed each household to be assessed against the new 'planning' definition of a Traveller. This included information on whether households have ever travelled; why they have stopped travelling; the reasons that they travel; and whether they plan to travel again in the future. The tables below sets out the travelling status of households in St Edmundsbury.

Figure 57 – Travelling Status of Households in St Edmundsbury

Site Status	Meets New Definition	Does Not Meet New Definition	Unknown
Gypsies and Travellers			
Public Sites	-	-	-
Private Sites	0	3	3
Temporary Sites	-	-	-
Tolerated Sites	0	1	7
Unauthorised Sites	-	-	-
Sub-Total	0	4	10
Travelling Showpeople			
Public Yards	-	-	-
Private Yards	0	1	0
Temporary Yards	-	-	-
Tolerated Yards	-	-	-
Unauthorised Yards	-	-	-
Sub-Total	0	1	0
TOTAL	0	5	10

^{7.144} Figure 57 shows that for Gypsies and Travellers no households meet the new definition of a Traveller, and for Travelling Showpeople no households meet the new definition. A total of 4 Gypsy and Traveller and 1 Travelling Showpeople households did not meet the new definition as they were not able to provide information that they travel away from their usual place of residence for the purpose of work, or that they have ceased to travel temporarily due to children in education, ill health or old age. Some did travel for cultural reasons to visit fairs, relatives or friends, and others had ceased to travel permanently – these households did not meet the new definition.

7.145 The number of households on each site where an interview was not possible are recorded as unknown. The reasons for this include households that refused to be interviewed and households that were not present during the fieldwork period – despite up to 3 visits.

Bricks and Mortar Interviews

7.146 Despite all the efforts that were made no households living in bricks and mortar were identified to interview.

Key Demographic Findings

7.147 As there were no households that meet the new definition there is no demographic information to report on. As such the national household formation rate of 1.50% has been used to estimate future need for unknown households.

Pitch Needs – ‘Travelling’ Gypsies and Travellers

7.148 There were no households in St Edmundsbury that meet the new definition so there are no current or future accommodation needs to include in the GTAA.

Pitch Needs – ‘Unknown’ Gypsies and Travellers

7.149 Whilst it was not possible to determine the travelling status of a total of 10 households as they either refused to be interviewed, or were not on site at the time of the fieldwork, the needs of these households still need to be recognised by the GTAA as they are believed to be ethnic Gypsies and Travellers and **may** meet the new definition as defined in PPTS.

7.150 ORS are of the opinion that it would not be appropriate when producing a robust assessment of need to make any firm assumptions about whether or not households where an interview was not completed meet the new definition based on the outcomes of households in that local authority where an interview was completed.

7.151 However data that has been collected from over 1,500 household interviews that have been completed by ORS since the changes to PPTS in 2015 suggests that nationally approximately 10% of households that have been interviewed meet the new definition – and in some local authorities, particularly London Boroughs, 100% of households do not meet the new definition.

7.152 This would suggest that it is likely that only a small proportion of the potential need identified from these households will need new Gypsy and Traveller pitches, and that the needs of the majority will need to be addressed through other means.

7.153 Should further information be made available to the Council that will allow for the new definition to be applied to the ‘unknown’ households, the overall level of need could rise by up to 3 pitches from new household formation (this uses a base of the 10 households and a net growth rate of 1.50%²⁹). Therefore additional need could increase by up to a further 3 pitches, plus any concealed adult households or 5 year

²⁹ The ORS Technical Note on Population and Household Growth has identified a national growth rate of 1.50% for Gypsies and Travellers which has been applied in the absence of further demographic information about these households.

need arising from older teenagers living in these households (if all 10 'unknown' pitches are deemed to meet the new definition). However, as an illustration, if the national average of 10% were to be applied this could be as few as 1 additional pitch. Tables setting out the components of need for unknown households can be found in **Appendix B**.

Waiting Lists

^{7.154} There are no public sites in St Edmundsbury so there is no waiting list.

Public/Private Split

^{7.155} There are no public sites in St Edmundsbury so it is likely that all of the other potential need from unknown households living on private pitches would need to be met through private pitches.

Travelling Showpeople Needs

Plot Needs – 'Travelling' Showpeople

^{7.156} No Travelling Showpeople households meet the new definition of Travelling in St Edmundsbury.

Plot Needs – 'Unknown' Showpeople

^{7.157} There were no unknown Showpeople in St Edmundsbury.

Transit Requirements

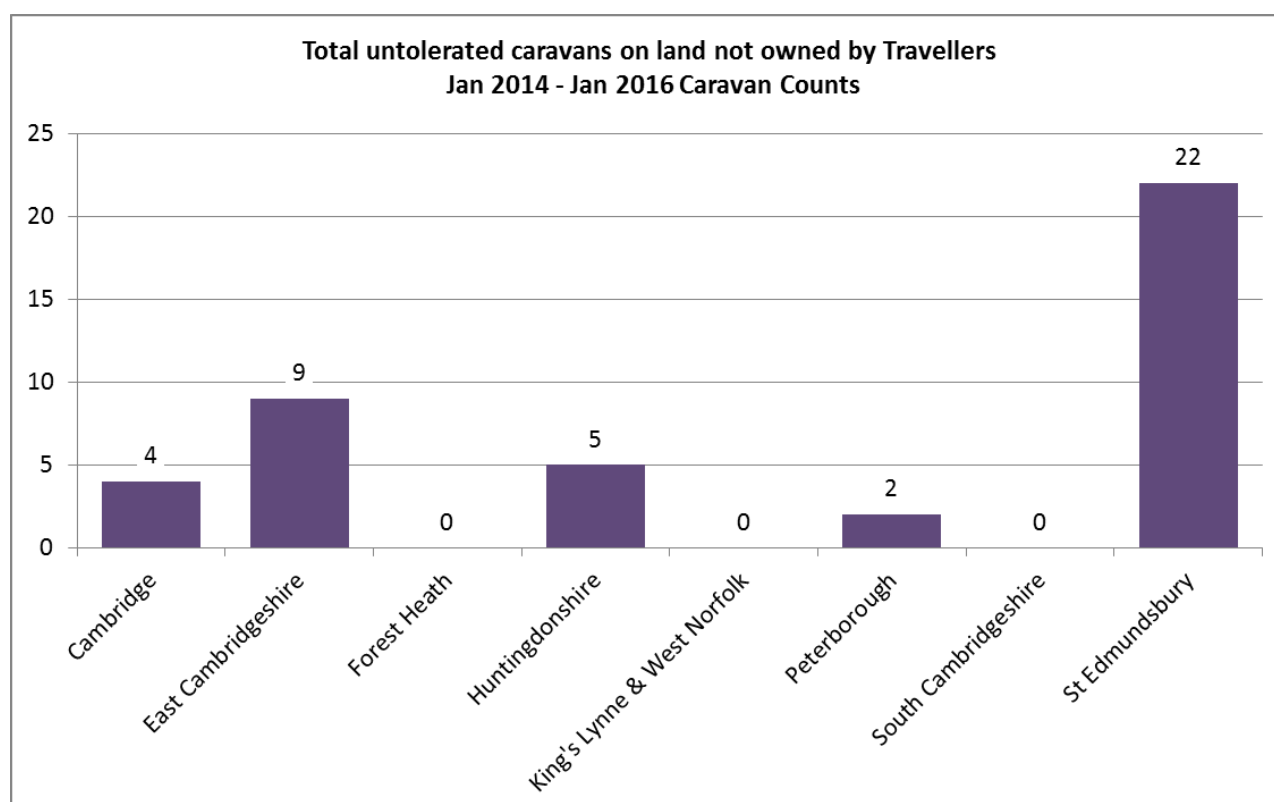
7.158 When determining the potential need for transit provision the assessment has looked at data from the DCLG Caravan Count, the outcomes of the stakeholder interviews and records on numbers of unauthorised encampments, and the potential wider issues related to changes made to PPTS in 2015.

DCLG Caravan Count

7.159 Whilst it is considered to be a comprehensive national dataset on numbers of authorised and unauthorised caravans across England, it is acknowledged that the Caravan Count is a count of caravans and not households. It also does not record the reasons for unauthorised caravans. This makes it very difficult to interpret in relation to assessing future need because it does not count pitches or resident households. The count is also only a twice yearly (January and July) 'snapshot in time' conducted by local authorities on a specific day, and any caravans on unauthorised sites or encampments which occur on other dates are not recorded. Likewise any caravans that are away from sites on the day of the count are not included. As such it is not considered appropriate to use the outcomes from the Traveller Caravan Count in the assessment of future transit provision. It does however provide valuable historic and trend data on whether there are instances of unauthorised caravans in local authority areas.

7.160 Data from the Caravan Count shows that there have been relatively low numbers of non-tolerated unauthorised caravans on land not owned by Travellers recorded in the study area in recent years.

Figure 58 – Summary of Caravan Count Data for Non-Tolerated Encampments on Land Not Owned by Travellers



Stakeholder Interviews and Local Data

^{7.161} Information from the stakeholder interviews identified that there are no or relatively low levels of unauthorised encampments in most of the areas, and that the majority were short-term visiting family or friends, transient and simply passing through, or from a small number of groups moving around an area. Short-term or transient encampments could suggest a need for transit provision, whereas groups moving around an area could suggest a need for more permanent provision. A summary by local authority is set out below:

Cambridge

Occasional encampments occur on park-and-ride sites and on highways and other private land. The main reason given by Travellers is the need to access services at Addenbrooke's Hospital. As a result of preventative action, the County Council has reduced the frequency of these encampments.

East Cambs

Stakeholders were not aware of any problems in relation to short-term encampments.

Forest Heath

There are encampments predominantly in the summer months and there were 12 (an average of 2 per year) between 2009 and 2015. Many of these are thought to be due to European Travellers moving through the area on holiday or exploring work opportunities.

Huntingdonshire

Stakeholders were not aware of any problems in relation to short-term encampments.

King's Lynn and West Norfolk

Annual monitoring data shows that between 2010 and 2016 there were 59 unauthorised encampments (an average of 8 per year), and that there was a decline in numbers between 2011 and 2014. The monitoring also indicates that the majority of encampments were either short-term visits, or multiple instances from the same group/households moving around the district.

Peterborough

In Peterborough the number of encampments is estimated to be around 100 per year, although this could include the same groups who have been moved on and therefore counted multiple times. Peterborough is described as a popular area with transient travellers due to key transport routes, areas of open space and playing fields, a large permanent traveller community that attracts people visiting family, or attending weddings, christenings and other social events), and access hospital services. The Council is currently trialling the use of emergency stopping places, however due to their location they are considered to be underused.

South Cambs

Stakeholders were not aware of any problems in relation to short-term encampments.

St Edmundsbury

In St Edmundsbury there have been issues with travellers moving onto sites in the summer months and there were 58 incidences of encampments between 2009 and 2015 (an average of 8 per year) with many as a result of the same family moving around the district.

Potential Implications of PPTS 2015

^{7.162} It has been suggested that there will need to be an increase in transit provision across the country as a result of changes to PPTS leading to more households travelling. This may well be the case but it will take some time for any changes to pan out. As such the use of historic evidence to make an assessment of future transit need is not recommended at this time. Any recommendation for future transit provision will need to make use of a robust post-PPTS 2015 evidence base and there has not been sufficient time yet for this to happen at this point in time.

Transit Recommendations

^{7.163} It is recommended that whilst there may be relatively high numbers of encampments in some areas, the situation relating to levels of unauthorised encampments should be continually monitored whilst any potential changes associated with the new PPTS develop.

^{7.164} A review of the evidence base relating to unauthorised encampments should be undertaken in autumn 2018 once there is a new 3 year evidence base following the changes to PPTS in August 2015 – including attempts to try and identify whether households on encampments meet the new definition. This will establish whether there is a need for investment in more formal transit sites or emergency stopping places.

^{7.165} In the short-term the Councils should consider the use of short-term toleration or negotiated stopping agreements to deal with any encampments, as opposed to taking forward an infrastructure-based approach. At this point whilst consideration should be given as to how to deal with households that do and do not meet the new definition, from a practical point of view it is likely that households on all unauthorised encampments will need to be dealt with in the same way.

^{7.166} The term 'negotiated stopping' is used to describe agreed short term provision for Gypsy and Traveller caravans. It does not describe permanent 'built' transit sites but negotiated agreements which allow caravans to be sited on suitable specific pieces of ground for an agreed and limited period of time, with the provision of limited services such as water, waste disposal and toilets. Agreements are made between the authority and the (temporary) residents regarding expectations on both sides.

^{7.167} Temporary stopping places can be made available at times of increased demand due to fairs or cultural celebrations that are attended by Gypsies and Travellers. A charge may be levied as determined by the local authority although they only need to provide basic facilities including: a cold water supply; portaloos; sewerage disposal point and refuse disposal facilities.

^{7.168} As far as responsibility for transit provision is concerned, from a Cambridgeshire point of view any future transit requirements would need to be considered jointly by the 5 local authorities with Cambridgeshire County Council; for King's Lynn and West Norfolk they would need to be considered jointly with Norfolk County Council; for Forest Heath and St Edmundsbury they would need to be considered jointly with Suffolk County Council; and as a unitary authority Peterborough would need to consider their own transit requirements.

Appendix A: Glossary of Terms

Amenity block/shed	A building where basic plumbing amenities (bath/shower, WC, sink) are provided.
Bricks and mortar	Mainstream housing.
Caravan	Mobile living vehicle used by Gypsies and Travellers. Also referred to as trailers.
Chalet	A single storey residential unit which can be dismantled. Sometimes referred to as mobile homes.
Concealed household	Households, living within other households, who are unable to set up separate family units.
Doubling-Up	Where there are more than the permitted number of caravans on a pitch or plot.
Emergency Stopping Place	A temporary site with limited facilities to be occupied by Gypsies and Travellers while they travel.
Green Belt	<p>A land use designation used to check the unrestricted sprawl of large built-up areas; prevent neighbouring towns from merging into one another; assist in safeguarding the countryside from encroachment; preserve the setting and special character of historic towns; and assist in urban regeneration, by encouraging the recycling of derelict and other urban land.</p> <p>With specific reference to this study the purposes of the Cambridge Green Belt are to:</p> <ul style="list-style-type: none"> ➤ preserve the unique character of Cambridge as a compact, dynamic city with a thriving historic centre; ➤ maintain and enhance the quality of its setting; and ➤ prevent communities in the environs of Cambridge from merging into one another and with the city.
Household formation	The process where individuals form separate households. This is normally through adult children setting up their own household.
In-migration	Movement of households into a region or community
Local Plans	Local Authority spatial planning documents that can include specific policies and/or site allocations for Gypsies, Travellers and Travelling Showpeople.
Out-migration	Movement from one region or community in order

	to settle in another.
Personal planning permission	A private site where the planning permission specifies who can occupy the site and doesn't allow transfer of ownership.
Pitch/plot	Area of land on a site/development generally home to one household. Can be varying sizes and have varying caravan numbers. Pitches refer to Gypsy and Traveller sites and Plots to Travelling Showpeople yards.
Private site	An authorised site owned privately. Can be owner-occupied, rented or a mixture of owner-occupied and rented pitches.
Site	An area of land on which Gypsies, Travellers and Travelling Showpeople are accommodated in caravans/chalets/vehicles. Can contain one or multiple pitches/plots.
Social/Public/Council Site	An authorised site owned by either the local authority or a Registered Housing Provider.
Temporary planning permission	A private site with planning permission for a fixed period of time.
Tolerated site/yard	Long-term tolerated sites or yards where enforcement action is not expedient and a certificate of lawful use would be granted if sought.
Transit provision	Site intended for short stays and containing a range of facilities. There is normally a limit on the length of time residents can stay.
Unauthorised Development	Caravans on land owned by Gypsies and Travellers and without planning permission.
Unauthorised Encampment	Caravans on land not owned by Gypsies and Travellers and without planning permission.
Waiting list	Record held by the local authority or site managers of applications to live on a site.
Yard	A name often used by Travelling Showpeople to refer to a site.

Appendix B: Unknown and Non-Travelling Households

Cambridge

As there were no Gypsy, Traveller or Travelling Showperson households identified in Cambridge that have any current or future accommodation needs, there is no additional need for pitches or plots at the current time.

East Cambridgeshire

Figure 59 – Additional Need for 'Unknown' Households in East Cambridgeshire

Gypsies and Travellers - Unknown	Pitches
Supply of Pitches	
Additional supply from vacant public and private pitches	0
Additional supply from pitches on new sites	0
Pitches vacated by households moving to bricks and mortar	0
Pitches vacated by households moving away from the study area	0
Total Supply	0
Current Need	
Households on unauthorised developments	0
Households on unauthorised encampments	0
Concealed households/Doubling-up/Over-crowding	0
5 year need from older teenage children	0
Movement from bricks and mortar	0
Households on waiting lists for public sites	0
Total Current Need	0
Future Need	
Households on sites with temporary planning permission	0
In-migration	0
New household formation	40
<i>(Base number of households 114 and formation rate 1.50%)</i>	
Total Future Needs	40
Net Pitch Total = (Current and Future Need – Total Supply)	40

Figure 60 – Additional Need for 'Non-Travelling' Households in East Cambridgeshire - 2016-2036

Gypsies and Travellers - Not Meeting New Definition	Pitches
Supply of Pitches	
Additional supply from vacant public and private pitches	0
Additional supply from pitches on new sites	0

Pitches vacated by households moving to bricks and mortar	0
Pitches vacated by households moving away from the study area	0
Total Supply	0
Current Need	
Households on unauthorised developments	0
Households on unauthorised encampments	0
Concealed households/Doubling-up/Over-crowding	2
5 year need from older teenage children	2
Movement from bricks and mortar	0
Households on waiting lists for public sites	0
Total Current Need	4
Future Need	
Households on sites with temporary planning permission	0
In-migration	0
New household formation	6
<i>(Base number of households 33 and formation rate 0.90%)</i>	
Total Future Needs	6
Net Pitch Total = (Current and Future Need – Total Supply)	10

Figure 61 – Additional Need for 'Unknown' Showpeople Households in East Cambridgeshire

Travelling Showpeople - Unknown	Plots
Supply of Plots	
Additional supply from vacant public and private plots	0
Additional supply from plots on new yards	0
Plots vacated by households moving to bricks and mortar	0
Plots vacated by households moving away from the study area	0
Total Supply	0
Current Need	
Households on unauthorised developments	0
Households on unauthorised encampments	0
Concealed households/Doubling-up/Over-crowding	0
5 year need from older teenage children	0
Movement from bricks and mortar	0
Households on waiting lists for public yards	0
Total Current Need	0
Future Need	
Households on yards with temporary planning permission	0
In-migration	0
New household formation	3
<i>(Base number of households 14 and formation rate 1.00%)</i>	
Total Future Needs	3
Net Plot Total = (Current and Future Need – Total Supply)	3

Figure 62 – Additional Need for 'Non-Travelling' Showpeople Households in East Cambridgeshire - 2016-2036

Travelling Showpeople - Not Meeting New Definition	Plots
Supply of Plots	
Additional supply from vacant public and private plots	0
Additional supply from pitches on new yards	0
Plots vacated by households moving to bricks and mortar	0
Plots vacated by households moving away from the study area	0
Total Supply	0
Current Need	
Households on unauthorised developments	0
Households on unauthorised encampments	0
Concealed households/Doubling-up/Over-crowding	0
5 year need from older teenage children	0
Movement from bricks and mortar	0
Households on waiting lists for public yards	0
Total Current Need	0
Future Need	
Households on yards with temporary planning permission	0
In-migration	0
New household formation	0
<i>(No additional needs from 4 households)</i>	
Total Future Needs	0
Net Plot Total = (Current and Future Need – Total Supply)	0

Forest Heath

Figure 63 – Additional Need for 'Unknown' Households in Forest Heath

Gypsies and Travellers - Unknown	Pitches
Supply of Pitches	
Additional supply from vacant public and private pitches	4
Additional supply from pitches on new sites	0
Pitches vacated by households moving to bricks and mortar	0
Pitches vacated by households moving away from the study area	0
Total Supply	4
Current Need	
Households on unauthorised developments	0
Households on unauthorised encampments	0
Concealed households/Doubling-up/Over-crowding	0
5 year need from older teenage children	0
Movement from bricks and mortar	0
Households on waiting lists for public sites	0
Total Current Need	0
Future Need	
Households on sites with temporary planning permission	0
In-migration	0
New household formation	12
<i>(Base number of households 34 and formation rate 1.50%)</i>	
Total Future Needs	12
Net Pitch Total = (Current and Future Need – Total Supply)	8

Figure 64 – Additional Need for 'Non-Travelling' Households in Forest Heath - 2016-2036

Gypsies and Travellers - Not Meeting New Definition	Pitches
Supply of Pitches	
Additional supply from vacant public and private pitches	0
Additional supply from pitches on new sites	0
Pitches vacated by households moving to bricks and mortar	0 ³⁰
Pitches vacated by households moving away from the study area	0
Total Supply	0
Current Need	
Households on unauthorised developments	2 ³¹
Households on unauthorised encampments	0
Concealed households/Doubling-up/Over-crowding	0
5 year need from older teenage children	2
Movement from bricks and mortar	0
Households on waiting lists for public sites	0

³⁰ 1 household from a small private site moving to bricks and mortar but not counted as supply as the vacant pitch will not be available for general occupation

³¹ There are 3 unauthorised households but 1 is moving to bricks and mortar

Total Current Need	4
Future Need	
Households on sites with temporary planning permission	0
In-migration	0
New household formation	6
<i>(Base number of households 20 and formation rate 1.40%)</i>	
Total Future Needs	6
Net Pitch Total = (Current and Future Need – Total Supply)	10

Huntingdonshire

Figure 65 – Additional Need for 'Unknown' Households in Huntingdonshire

Gypsies and Travellers - Unknown	Pitches
Supply of Pitches	
Additional supply from vacant public and private pitches	0
Additional supply from pitches on new sites	0
Pitches vacated by households moving to bricks and mortar	0
Pitches vacated by households moving away from the study area	0
Total Supply	0
Current Need	
Households on unauthorised developments	7
Households on unauthorised encampments	0
Concealed households/Doubling-up/Over-crowding	0
5 year need from older teenage children	0
Movement from bricks and mortar	0
Households on waiting lists for public sites	0
Total Current Need	7
Future Need	
Households on sites with temporary planning permission	0
In-migration	0
New household formation	12
<i>(Base number of households 35 and formation rate 1.50%)</i>	
Total Future Needs	12
Net Pitch Total = (Current and Future Need – Total Supply)	19

Figure 66 – Additional Need for 'Non-Travelling' Households in Huntingdonshire - 2016-2036

Gypsies and Travellers - Not Meeting New Definition	Pitches
Supply of Pitches	
Additional supply from vacant public and private pitches	0
Additional supply from pitches on new sites	0
Pitches vacated by households moving to bricks and mortar	0 ³²
Pitches vacated by households moving away from the study area	0
Total Supply	0
Current Need	
Households on unauthorised developments	0
Households on unauthorised encampments	0
Concealed households/Doubling-up/Over-crowding	9
5 year need from older teenage children	12
Movement from bricks and mortar	0
Households on waiting lists for public sites	0
Total Current Need	21

³² 1 household from a small private site moving to bricks and mortar but not counted as supply as the vacant pitch will not be available for general occupation

Future Need	
Households on sites with temporary planning permission	0
In-migration	0
New household formation	17
<i>(Base number of households 50 and formation rate 1.50%)</i>	
Total Future Needs	17
Net Pitch Total = (Current and Future Need – Total Supply)	38

King's Lynn & West Norfolk

Figure 67 – Additional Need for 'Unknown' Households in King's Lynn and West Norfolk

Gypsies and Travellers - Unknown	Pitches
Supply of Pitches	
Additional supply from vacant public and private pitches	1
Additional supply from pitches on new sites	0
Pitches vacated by households moving to bricks and mortar	0
Pitches vacated by households moving away from the study area	0
Total Supply	1
Current Need	
Households on unauthorised developments	0
Households on unauthorised encampments	0
Concealed households/Doubling-up/Over-crowding	0
5 year need from older teenage children	0
Movement from bricks and mortar	0
Households on waiting lists for public sites	0
Total Current Need	0
Future Need	
Households on sites with temporary planning permission	0
In-migration	0
New household formation	34
<i>(Base number of households 99 and formation rate 1.50%)</i>	
Total Future Needs	34
Net Pitch Total = (Current and Future Need – Total Supply)	33

Figure 68 – Additional Need for 'Non-Travelling' Households in King's Lynn & West Norfolk - 2016-2036

Gypsies and Travellers - Not Meeting New Definition	Pitches
Supply of Pitches	
Additional supply from vacant public and private pitches	0
Additional supply from pitches on new sites	0
Pitches vacated by households moving to bricks and mortar	1
Pitches vacated by households moving away from the study area	0
Total Supply	1
Current Need	
Households on unauthorised developments	0
Households on unauthorised encampments	0
Concealed households/Doubling-up/Over-crowding	8
5 year need from older teenage children	10
Movement from bricks and mortar	0
Households on waiting lists for public sites	0
Total Current Need	18
Future Need	
Households on sites with temporary planning permission	0

In-migration	0
New household formation	22
<i>(Base number of households 69 and formation rate 1.40%)</i>	
Total Future Needs	22
Net Pitch Total = (Current and Future Need – Total Supply)	39

Figure 69 – Additional Need for 'Unknown' Showpeople Households in King's Lynn and West Norfolk

Travelling Showpeople - Unknown	Plots
Supply of Plots	
Additional supply from vacant public and private plots	0
Additional supply from plots on new yards	0
Plots vacated by households moving to bricks and mortar	0
Plots vacated by households moving away from the study area	0
Total Supply	0
Current Need	
Households on unauthorised developments	0
Households on unauthorised encampments	0
Concealed households/Doubling-up/Over-crowding	0
5 year need from older teenage children	0
Movement from bricks and mortar	0
Households on waiting lists for public yards	0
Total Current Need	0
Future Need	
Households on yards with temporary planning permission	0
In-migration	0
New household formation	2
<i>(Base number of households 5 and formation rate 1.00%)</i>	
Total Future Needs	2
Net Plot Total = (Current and Future Need – Total Supply)	2

Figure 70 – Additional Need for 'Non-Travelling Showpeople Households in King's Lynn and West Norfolk

Travelling Showpeople - Unknown	Plots
Supply of Plots	
Additional supply from vacant public and private plots	0
Additional supply from plots on new yards	0
Plots vacated by households moving to bricks and mortar	0
Plots vacated by households moving away from the study area	0
Total Supply	0
Current Need	
Households on unauthorised developments	0
Households on unauthorised encampments	0
Concealed households/Doubling-up/Over-crowding	0
5 year need from older teenage children	2

Movement from bricks and mortar	0
Households on waiting lists for public yards	0
Total Current Need	0
Future Need	
Households on yards with temporary planning permission	0
In-migration	0
New household formation	2
<i>(From household demographics)</i>	
Total Future Needs	2
Net Plot Total = (Current and Future Need – Total Supply)	4

Peterborough

Figure 71 – Additional Need for 'Unknown' Households in Peterborough

Gypsies and Travellers - Unknown	Pitches
Supply of Pitches	
Additional supply from vacant public and private pitches	0
Additional supply from pitches on new sites	0
Pitches vacated by households moving to bricks and mortar	0
Pitches vacated by households moving away from the study area	0
Total Supply	0
Current Need	
Households on unauthorised developments	1
Households on unauthorised encampments	0
Concealed households/Doubling-up/Over-crowding	0
5 year need from older teenage children	0
Movement from bricks and mortar	0
Households on waiting lists for public sites	0
Total Current Need	1
Future Need	
Households on sites with temporary planning permission	0
In-migration	0
New household formation	16
<i>(Base number of households 47 and formation rate 1.50%)</i>	
Total Future Needs	16
Net Pitch Total = (Current and Future Need – Total Supply)	17

Figure 72 – Additional Need for 'Non-Travelling' Households in Peterborough - 2016-2036

Gypsies and Travellers - Not Meeting New Definition	Pitches
Supply of Pitches	
Additional supply from vacant public and private pitches	0
Additional supply from pitches on new sites	0
Pitches vacated by households moving to bricks and mortar	1
Pitches vacated by households moving away from the study area	0
Total Supply	1
Current Need	
Households on unauthorised developments	0
Households on unauthorised encampments	0
Concealed households/Doubling-up/Over-crowding	2
5 year need from older teenage children	3
Movement from bricks and mortar	0
Households on waiting lists for public sites	0
Total Current Need	5
Future Need	
Households on sites with temporary planning permission	0

In-migration	0
New household formation	14
<i>(Base number of households 39 and formation rate 1.50%)</i>	
Total Future Needs	14
Net Pitch Total = (Current and Future Need – Total Supply)	18

South Cambridgeshire

Figure 73 – Additional Need for 'Unknown' Households in South Cambridgeshire

Gypsies and Travellers - Unknown	Pitches
Supply of Pitches	
Additional supply from vacant public and private pitches	0
Additional supply from pitches on new sites	0
Pitches vacated by households moving to bricks and mortar	0
Pitches vacated by households moving away from the study area	0
Total Supply	0
Current Need	
Households on unauthorised developments	1
Households on unauthorised encampments	0
Concealed households/Doubling-up/Over-crowding	0
5 year need from older teenage children	0
Movement from bricks and mortar	0
Households on waiting lists for public sites	0
Total Current Need	1
Future Need	
Households on sites with temporary planning permission	0
In-migration	0
New household formation	67
<i>(Base number of households 194 and formation rate 1.50%)</i>	
Total Future Needs	67
Nte Pitch Total = (Current and Future Need – Total Supply)	68

Figure 74 – Additional Need for 'Non-Travelling' Households in South Cambridgeshire - 2016-2036

Gypsies and Travellers - Not Meeting New Definition	Pitches
Supply of Pitches	
Additional supply from vacant public and private pitches	0
Additional supply from pitches on new sites	0
Pitches vacated by households moving to bricks and mortar	0
Pitches vacated by households moving away from the study area	0
Total Supply	0
Current Need	
Households on unauthorised developments	1
Households on unauthorised encampments	0
Concealed households/Doubling-up/Over-crowding	7
5 year need from older teenage children	19
Movement from bricks and mortar	0
Households on waiting lists for public sites	0
Total Current Need	27
Future Need	
Households on sites with temporary planning permission	1

In-migration	0
New household formation	33
<i>(Base number of households 107 and formation rate 1.35%)</i>	
Total Future Needs	34
Net Pitch Total = (Current and Future Need – Total Supply)	61

Figure 75 – Additional Need for 'Unknown' Showpeople Households in South Cambridgeshire

Travelling Showpeople - Meeting New Definition	Plots
Supply of Plots	
Additional supply from vacant public and private plots	0
Additional supply from plots on new yards	0
Plots vacated by households moving to bricks and mortar	0
Plots vacated by households moving away from the study area	0
Total Supply	0
Current Need	
Households on unauthorised developments	0
Households on unauthorised encampments	0
Concealed households/Doubling-up/Over-crowding	0
5 year need from older teenage children	0
Movement from bricks and mortar	0
Households on waiting lists for public yards	0
Total Current Need	0
Future Need	
Households on yards with temporary planning permission	0
In-migration	0
New household formation	3
<i>(Base number of households 15 and formation rate 1.00%)</i>	
Total Future Needs	3
Net Plot Total = (Current and Future Need – Total Supply)	3

Figure 76 – Additional Need for 'Non-Travelling' Showpeople Households in South Cambridgeshire - 2016-2036

Travelling Showpeople - Not Meeting New Definition	Plots
Supply of Pitches	
Additional supply from vacant public and private plots	0
Additional supply from pitches on new yards	0
Plots vacated by households moving to bricks and mortar	0
Plots vacated by households moving away from the study area	0
Total Supply	0
Current Need	
Households on unauthorised developments	0
Households on unauthorised encampments	0
Concealed households/Doubling-up/Over-crowding	0
5 year need from older teenage children	0

Movement from bricks and mortar	0
Households on waiting lists for public yards	0
Total Current Need	0
Future Need	
Households on yards with temporary planning permission	0
In-migration	0
New household formation	0
<i>(No additional needs from 2 households)</i>	
Total Future Needs	0
Net Plot Total = (Current and Future Need – Total Supply)	0

St Edmundsbury

Figure 77 – Additional Need for 'Unknown' Households in St Edmundsbury

Gypsies and Travellers - Unknown	Pitches
Supply of Pitches	
Additional supply from vacant public and private pitches	0
Additional supply from pitches on new sites	0
Pitches vacated by households moving to bricks and mortar	0
Pitches vacated by households moving away from the study area	0
Total Supply	0
Current Need	
Households on unauthorised developments	0
Households on unauthorised encampments	0
Concealed households/Doubling-up/Over-crowding	0
5 year need from older teenage children	0
Movement from bricks and mortar	0
Households on waiting lists for public sites	0
Total Current Need	0
Future Need	
Households on sites with temporary planning permission	0
In-migration	0
New household formation	3
<i>(Base number of households 10 and formation rate 1.50%)</i>	
Total Future Needs	3
Net Pitch Total = (Current and Future Need – Total Supply)	3

Figure 78 – Additional Need for 'Non-Travelling' Households in St Edmundsbury - 2016-2036

Gypsies and Travellers - Not Meeting New Definition	Pitches
Supply of Pitches	
Additional supply from vacant public and private pitches	0
Additional supply from pitches on new sites	0
Pitches vacated by households moving to bricks and mortar	0
Pitches vacated by households moving away from the study area	0
Total Supply	0
Current Need	
Households on unauthorised developments	0
Households on unauthorised encampments	0
Concealed households/Doubling-up/Over-crowding	0
5 year need from older teenage children	0
Movement from bricks and mortar	0
Households on waiting lists for public sites	0
Total Current Need	0
Future Need	
Households on sites with temporary planning permission	0

In-migration	0
New household formation	0
<i>(Only 5 residents and all aged over 50)</i>	
Total Future Needs	0
Net Pitch Total = (Current and Future Need – Total Supply)	0

Figure 79 – Additional Need for 'Non-Travelling' Showpeople Households in St Edmundsbury - 2016-2036

Travelling Showpeople - Not Meeting New Definition	Plots
Supply of Pitches	
Additional supply from vacant public and private plots	0
Additional supply from pitches on new yards	0
Plots vacated by households moving to bricks and mortar	0
Plots vacated by households moving away from the study area	0
Total Supply	0
Current Need	
Households on unauthorised developments	0
Households on unauthorised encampments	0
Concealed households/Doubling-up/Over-crowding	1
5 year need from older teenage children	0
Movement from bricks and mortar	0
Households on waiting lists for public yards	0
Total Current Need	1
Future Need	
Households on yards with temporary planning permission	0
In-migration	0
New household formation	1
<i>(From site demographics)</i>	
Total Future Needs	1
Net Plot Total = (Current and Future Need – Total Supply)	2

Appendix C: Sites and Yards Lists (February 2016)

East Cambridgeshire

Site/Yard	Authorised Pitches or Plots	Unauthorised Pitches or Plots
Public Sites		
Burwell Travellers Site, Burwell	9	-
Earith Bridge Travellers Site, Earith Bridge	11	-
Wentworth Travellers Site, Wentworth	9	-
Private Sites with Permanent Permission		
Ambers, Wilburton	3	-
Bluebell Way, Haddenham	1	-
Brook Street, Soham	1	-
Burwell Cold Store, Burwell	6	-
Bushel Lane, Soham	1	-
Carousel, Wilburton	5	-
Church Lane, Wentworth	6	-
Clear View, Haddenham	1	-
Driftwoods, Wilburton	1	-
East Fen Common, Soham (1)	2	-
East Fen Common, Soham (2)	1	-
Evergreen, Waterside, Isleham	2	-
Fenview, Wentworth	1	-
Grunty Fen Road, Witchford	1	-
Hasse Road, Soham (1)	1	-
Hasse Road, Soham (2)	1	-
Hasse Road, Soham (3)	1	-
Highlands, Wilburton	1	-
Lazy Acre, Wilburton	2	-
Lowlands, Wilburton	1	-
Meadow Lane, Cheveley	1	-
Narrabeen Park, Wilburton	9	-
Pony Lodge, Witchford	1	-
Qua Fen Common, Soham (1)	1	-
Qua Fen Common, Soham (2)	1	-
Rosendale, Wilburton	6	-
Showlands, Wilburton	8	-

Station Road, Fordham	1	-
The Pines, Fordham	1	-
The Stables, Grunty Fen Road	1	-
The Willows, Wentworth	2	-
Third Drove, Little Downham	2	-
Three Horseshoes, Littleport	1	-
Whitecross Farm, Wilburton	11	-
Whitecross Road, Wilburton (1)	6	-
Whitecross Road, Wilburton (2)	1	-
Whitecross Road, Wilburton (3)	1	-
Whitecross Road, Wilburton (4)	6	-
Whitecross Road, Wilburton (5)	4	-
Whitegates, Little Downham	2	-
Private Sites with Temporary Permission		-
None	-	-
Tolerated Sites – Long-term without Planning Permission		
Cherry Trees, Westley Waterless	-	2
Elmfield, Maddenham	-	1
Foxfield, Wilburton	-	3
Heath Road, Bottisham	-	6
Homestael, Bottisham	-	1
Laurels, Isleham	-	1
Melle Drove, Littleport	-	1
Stables, Haddenham	-	1
The Coates, Soham	-	1
Whitecross Road, Wilburton (6)	-	1
Unauthorised Developments		
None	-	-
TOTAL PITCHES	134	18
Authorised Travelling Showpeople Yards		
Greenlands, Isleham	2	-
Springfield	1	-
Whitecross Road, Wilburton (7)	2	-
Whitecross Road, Wilburton (8)	5	-
Whitecross Road, Wilburton (9)	3	-
Whitecross Road, Wilburton (10)	2	-
Whitecross Road, Wilburton (11)	1	-
Whitecross Road, Wilburton (12)	1	-
Whitecross Road, Wilburton (13)	3	-
Unauthorised Travelling Showpeople Yards		
None	-	-
TOTAL PLOTS	20	0
Transit Provision		
None	-	-

Forest Heath

Site/Yard	Authorised Pitches or Plots	Unauthorised Pitches or Plots
Public Sites		
None	-	-
Private Sites with Permanent Permission		
Elms Caravan Park 1, Red Lodge	5	-
Elms Caravan Park 2, Red Lodge	3	-
Sandy Park Caravan Site, Beck Row	35	-
Wildmere Lane, Holywell Row	2	-
Willow Park, Beck Row	12	-
Private Sites with Temporary Permission		
None	-	-
Tolerated Sites – Long-term without Planning Permission		
None	-	-
Unauthorised Developments		
Oak Tree Farm	-	2
White Gates	-	1
TOTAL PITCHES	57	3
Authorised Travelling Showpeople Yards		
None	-	-
Unauthorised Travelling Showpeople Yards		
None	-	-
TOTAL PLOTS	0	0
Transit Provision		
None	-	-

Huntingdonshire

Site/Yard	Authorised Pitches or Plots	Unauthorised Pitches or Plots
Public Sites		
Caravan Park, St Neots	20	-
Private Sites with Permanent Permission		
Brington Gorse, Catworth	10	-
Five Acres, Woodhurst	8	-
Green Acres, Bluntisham	1	-
Hanley Stables, Ramsey Heights	2	-
Hilltop Orchard, Somersham	1	-
Kym Stables, Hail Weston	4	-
Legacy Park, Somersham	4	-
Old Pumping Station, Offord D'Arcy	1	-
Pidley, Somersham Road	1	-
Rose Field, Park Hall Road	1	-
The Meadows, Keyston	1	-
The Old Septics, Farcet	1	-
Private Sites with Temporary Permission		
None	-	-
Tolerated Sites – Long-term without Planning Permission		
Sunrise Meadows, Bluntisham	-	11
The Paddocks, A14 Grove Lane	-	2
Unauthorised Developments		
North of Green Acre, Bluntisham	-	2
Smiths Field, Ramsey Heights	-	1
South of Green Acre, Bluntisham	-	2
South of Middle Drove, Ramsey Heights	-	1
Whites Yard, Ramsey Heights	-	1
TOTAL PITCHES	55	20
Authorised Travelling Showpeople Yards		
Fenton Road ³³	4	0
Unauthorised Travelling Showpeople Yards		
None	-	-
TOTAL PLOTS	4	0
Transit Provision		
None	-	-

³³ This yard was vacant and did not appear to have been occupied for some time

King's Lynn and West Norfolk

Site/Yard	Authorised Pitches or Plots	Unauthorised Pitches or Plots
Public Sites		
Saddlebow Caravan Site	27	-
Private Sites with Permanent Permission		
Bluebells, Tipps End	1	-
Botany Bay, Stonehouse Road	2	-
Broad End Road	1	-
Clydesdale, Biggs Road	1	-
Creakeville	1	-
Dunroaming, Stonehouse Road	1	-
Eastern Side, Gooses Lane	1	-
Fairview, Magdalen Rd	1	-
Field View, Jubilee Lane	4	-
Four Acres, March Riverside	1	-
Goshold Field, Hay Green Road	1	-
Goshold Park, Bullock Rd	22	-
Green Acre, Small Lode	1	-
Green Lane (1)	1	-
Green Lane (2)	1	-
Green Lane (3)	1	-
Gullpit House, Gullpit Drove	1	-
Haygates Mill, Barton Drove	1	-
High Road, King's Lynn (1)	1	-
High Road, King's Lynn (2)	1	-
Homefields, Gooses Lane	1	-
Land Adjacent, Small Lode Upwell	1	-
Little Acres, Blunts Drove	1	-
London Road	4	-
Long Acre, Biggs Rd	1	-
Magdalen Road	1	-
Many Acres, Small Lode	3	-
Micassa, Mill Lane	1	-
NCC Highway end of Blunts Drove	1	-
Oak Tree Caravan	1	-
One Acre, Jubilee Lane	1	-
Orchard View, Jubilee Lane	1	-
Poplar Tree Farm, Bailey Lane	1	-
Primrose Farm, Small Lode	2	-
South Forks 1, Waterlow Rd	1	-

South Forks 2, Waterlow Rd	1	-
Spriggs Hollow	3	-
Springfields Caravan Park, School Rd	14	-
Stanton, South Beach Road	1	-
Stone House Road	1	-
The Caravan Site, Small Lode	11	-
The Jays, The Common	1	-
The Orchard, Hall Rd	1	-
The Pines, Whittington Hill	1	-
The Stables, Gooses Lane	3	-
The Stables, Lynn Rd	1	-
Victoria Barn, Land East of Basin Farm	1	-
West Walton Court, Blunts Drove	16	-
Whitegates, The Common	1	-
Private Sites with Temporary Permission		
None	-	-
Tolerated Sites – Long-term without Planning Permission		
None	-	-
Unauthorised Developments		
Little Acres, Blunts Drove	-	1
TOTAL PITCHES	148	1
Authorised Travelling Showpeople Yards		
Appletons Yard, Rope Walk	3	-
Oak Lodge, Mill Drove	1	-
Red Gate Farm, Magdalen Road	5	-
The Oaks, Mill Drove	1	-
Unauthorised Travelling Showpeople Yards		
None	-	-
TOTAL PLOTS	11	0
Transit Sites		
None	-	-

Peterborough

Site/Yard	Authorised Pitches or Plots	Unauthorised Pitches or Plots
Public Sites		
Norwood Lane Travellers Site, Peterborough	40	-
Oxney Road Travellers Site, Peterborough	24	-
Private Sites with Permanent Permission		
Barsby Cooked Meats, Peterborough (1)	1	-
Barsby Cooked Meats, Peterborough (2)	1	-
Calamity Gulch, Newborough	5	-
Crowland Road, Eye	1	-
Eye Bypass, Eye	1	-
Field 4912, Eye	2	-
Foxcovert Road, Werrington	2	-
Hurn Road, Werrington	1	-
Land at Bridgehall Road, Newborough	1	-
Northey Road, Peterborough	1	-
Summerfield Riding School, Eye	1	-
Private Sites with Temporary Permission		
None	-	-
Tolerated Sites – Long-term without Planning Permission		
None	-	-
Unauthorised Developments		
Werrington Bridge Road, Milking Nook	-	1
TOTAL PITCHES	81	1
Authorised Travelling Showpeople Yards		
None	-	-
Unauthorised Travelling Showpeople Yards		
None	-	-
TOTAL PLOTS	0	0
Transit Sites		
None	-	-

South Cambridgeshire

Site	Authorised Pitches or Plots	Unauthorised Pitches or Plots
Public Sites		
Blackwell Travellers Site, Milton	16	-
New Farm Travellers Site, Whaddon	16	-
Private Sites with Permanent Permission		
Alwyn Park, Willingham	3	-
Beaumont Place, Willingham	5	-
Belsars Field, Willingham	1	-
Big T, Milton	10	-
Cadwin Field, Willingham (1)	1	-
Cadwin Field, Willingham (2)	1	-
Cadwin Lane, Willingham (1)	1	-
Cadwin Lane, Willingham (2)	1	-
Carefield, Harston	1	-
Clopton Lodge, Gamlingay	1	-
Cuckoo Lane, Rampton (1)	2	-
Darrens Farm/Lomas Farm, Milton	16	-
Foxes Meadow, Willingham	2	-
Grange Park, Milton	3	-
Grange Park, Milton	16	-
Grassy Corner; Clearview; Greenacres, Milton	19	-
Greenacres, Milton	3	-
Greenacres, Willingham (1)	1	-
Greenacres, Willingham (2)	1	-
Hawthorne Park, Meldreth	3	-
Kennedy Croft, Cottenham	26	-
Land at Moor Drove, Histon	6	-
Land to the East of Grange Park, Willingham	1	-
Little Heath, Gamlingay	1	-
Lomas Farm, Milton	7	-
Long Acre, Willingham (1)	1	-
Long Acre, Willingham (2)	1	-
Longacre, Willingham (1)	1	-
Longacre, Willingham (2)	1	-
Longacre, Willingham (3)	1	-
Newfields, Milton	32	-
Pine Lane, Smithy Fen	5	-
Primrose Meadow, Cow Lane, Rampton	8	-
Sandy Park, Milton	30	-
Schole Road, Willingham	3	-

Scotland Drove Park, Swavesey	8	-
Setchel Drove, Cottenham	6	-
Setchell Drove, Cottenham	12	-
Single plot, Lomas Farm, Milton	1	-
Smiths Path, Cottenham	1	-
Southgate Farm, Milton	26	-
Sunningdale, Milton	21	-
The Drift, Gransden	1	-
The Old Coal Yard, Milton	7	-
The Stables, Willingham	1	-
West View, Milton	18	-
Westside, Rampton	4	-
Willows, Willingham	1	-
Woodland View, Gamlingay	1	-
Private Sites with Temporary Permission		
Cambridge Road	1	-
Orchard Drive & Water Lane, Smithy Fen	2	-
Tolerated Sites – Long-term without Planning Permission		
None	-	-
Unauthorised Developments		
Cadwin Lane (3)	-	1
Cuckoo Lane, Rampton (2)	-	1
The Oaks, Meadow Road	-	1
TOTAL PITCHES	357	3
Authorised Travelling Showpeople Yards		
Biddle Showmen Site, Meldreth	21	-
Five Acres Showmen Site, Meldreth	10	-
Unauthorised Travelling Showpeople Yards		
None	-	-
TOTAL PLOTS	31	0
Transit Sites		
None	-	-

St Edmundsbury

Site/Yard	Authorised Pitches or Plots	Unauthorised Pitches or Plots
Public Sites		
None	-	-
Private Sites with Permanent Permission		
Kelly's Meadow, Wickhambrook	3	-
Rougham Road, Bradfield (1)	1	-
Rougham Road, Bradfield (2)	1	-
The Caravan, Barningham	1	-
Private Sites with Temporary Permission		
None	-	-
Tolerated Sites – Long-term without Planning Permission		
Crossways, Ingham	-	2
Ram Meadow, Bury St Edmunds ³⁴	-	5
Rougham Road, Bradfield (3)	-	1
Unauthorised Developments		
None	-	-
TOTAL PITCHES	6	8
Authorised Travelling Showpeople Yards		
Old Station House, Ingham	1	-
Rougham Road, Bradfield (4)	1	-
Unauthorised Travelling Showpeople Yards		
None	-	-
TOTAL PLOTS	2	0
Transit Sites		
None	-	-

³⁴ This is a 'temporary' tolerated site pending the outcome of a planning appeal

Appendix D: Site Record Form

GTAA Questionnaire 2015



INTERVIEWER: Good Morning/afternoon/evening. My name is < > from Opinion Research Services, working on behalf of < > Council.

The Council are undertaking a study of Gypsy, Traveller and Travelling Showpeople accommodation needs assessment in this area. This is needed to make sure that accommodation needs are properly assessed and to get a better understanding of the needs of the Travelling Community.

The Council need to try and speak with every Gypsy, Traveller and Travelling Showpeople household in the area to make sure that the assessment of need is accurate.

Your household will not be identified and all the information collected will be anonymous and will only be used to help understand the needs of Gypsy, Traveller and Travelling Showpeople households.

You do not have to answer all the questions but the more information you can provide the better the survey will be. The survey will take around 10-15 minutes to complete.

For each question, put a cross in the appropriate box like this . Mark only one box for each question unless otherwise instructed. If you mark the wrong box, fill in the box and cross the correct one.

A General Information

A1	Name of planning authority: <i>INTERVIEWER please write in</i>			
A2	Date/time of site visit(s): <i>INTERVIEWER please write in</i>	DD/MM/YY	TIME	
A3	Name of interviewer: <i>INTERVIEWER please write in</i>			
A4	Address and pitch number: <i>INTERVIEWER please write in</i>			
A5	Type of accommodation: <i>INTERVIEWER please cross one box only</i>	Council <input type="checkbox"/>	Private <input type="checkbox"/>	Unauthorised <input type="checkbox"/>
			Bricks and Mortar <input type="checkbox"/>	
A6	Name of Family: <i>INTERVIEWER please write in</i>			
A7	Ethnicity of Family: <i>INTERVIEWER please cross one box only</i>	Romany Gypsy <input type="checkbox"/>	Irish Traveller <input type="checkbox"/>	Scots Gypsy or Traveller <input type="checkbox"/>
		New Traveller <input type="checkbox"/>	English Traveller <input type="checkbox"/>	Welsh Gypsy <input type="checkbox"/>
				Show Person <input type="checkbox"/>
				Non-Traveller <input type="checkbox"/>
		Other (please specify)		
A8	Number of units on the pitch: <i>INTERVIEWER please write in</i>			
		Mobile homes	Touring Caravans	Day Rooms
		Other (please specify)		

A9 How long have you lived here? If you have moved in the past 5 years, where did you move from? *INTERVIEWER: Please write in below*

Years	Months	If you have moved in the past 5 years, where did you move from?
-------	--------	--

A10 Did you live here out of your own choice or because there was no other option? If there was no other option, why? *INTERVIEWER: Please cross one box only*

Choice No option

A11 Is this site suitable for your household? If so why and if not why not? (For example close to schools, work, healthcare, family and friends etc.)
INTERVIEWER: Please cross one box only

Yes No

A12 How many separate families or unmarried adults live on this pitch?
INTERVIEWER: Please cross one box only

1 2 3 4 5 6 7 8 9 10

B Demographics

B1 Demographics — Household 1 *INTERVIEWER: Please write-in*

Person 1		Person 2		Person 3	
Sex	Age	Sex	Age	Sex	Age

Complete additional forms for each household on pitch *INTERVIEWER: Please write-in*

Person 4		Person 5		Person 6		Person 7		Person 8	
Sex	Age	Sex	Age	Sex	Age	Sex	Age	Sex	Age

C Accommodation Needs

C1 How many families or unmarried adults living on this pitch are in need of a pitch of their own in the next 5 years? *INTERVIEWER: Please cross one box only*

1 2 3 4 5 6 7 8 9 10

Other *Please specify*

C2 How many of your children will need a home of their own in the next 5 years as a result of getting married or leaving home? If they live here now, will they want to stay on this site? If not, where would they wish to move? (e.g. other site, in bricks and mortar etc.) If they do not live on this site, would they want to move on this site or another local site if they could get a pitch? *INTERVIEWER: Please cross one box only*

1 2 3 4 5 6 7 8 9 10

Other *Please specify*

Details (Please specify)

D	
Waiting List	
D1	<p>Is anyone living here on the waiting list for a pitch in this area? <i>INTERVIEWER: Please cross one box only</i></p> <p>Yes <input type="checkbox"/> —————> Continue to D2 No <input type="checkbox"/> —————> Go to D4</p>
D2	<p>How many people living here are on the waiting list for a pitch in this area? <i>INTERVIEWER: Please cross one box only</i></p> <p>1 <input type="checkbox"/> 2 <input type="checkbox"/> 3 <input type="checkbox"/> 4 <input type="checkbox"/> 5 <input type="checkbox"/> 6 <input type="checkbox"/> 7 <input type="checkbox"/> 8 <input type="checkbox"/> 9 <input type="checkbox"/> 10 <input type="checkbox"/></p> <p>Other (Please specify) <input style="width: 150px;" type="text"/></p> <p>Details (Please specify) <input style="width: 100%; height: 20px;" type="text"/></p>
D3	<p>How long have they been on the waiting list? <i>INTERVIEWER: Please cross one box only</i></p> <p>0-3 months <input type="checkbox"/> 3-6 months <input type="checkbox"/> 6-12 months <input type="checkbox"/> 1-2 years <input type="checkbox"/> 2+ years <input type="checkbox"/></p> <p>Other (Please specify) <input style="width: 150px;" type="text"/></p> <p>Details (Please specify) <input style="width: 100%; height: 20px;" type="text"/></p>
D4	<p>If they are not on the waiting list, do any of the people living here want to be on the waiting list? If they do not want to be on the waiting list, why not? <i>INTERVIEWER: Please cross one box only</i></p> <p>1 <input type="checkbox"/> 2 <input type="checkbox"/> 3 <input type="checkbox"/> 4 <input type="checkbox"/> 5 <input type="checkbox"/> 6 <input type="checkbox"/> 7 <input type="checkbox"/> 8 <input type="checkbox"/> 9 <input type="checkbox"/> 10 <input type="checkbox"/></p> <p>No <input type="checkbox"/> Other (Please specify) <input style="width: 150px;" type="text"/></p> <p>Details (Please specify) <input style="width: 100%; height: 20px;" type="text"/></p>
E	
Future Accommodation Needs	
E1	<p>Do you plan to move from this site in the next 5 years? If so, why? <i>INTERVIEWER: Please cross one box only</i></p> <p>Yes <input type="checkbox"/> If yes —————> Continue to E2 No <input type="checkbox"/> If no —————> Go to F1</p> <p style="text-align: right;">If so, why? (please specify) <input style="width: 150px;" type="text"/></p>
E2	<p>Where would you move to? <i>INTERVIEWER: Please cross one box only</i></p> <p>Another site in this area <input type="checkbox"/> A site in another council <input type="checkbox"/> Bricks and mortar in this area <input type="checkbox"/> Bricks and mortar in another council <input type="checkbox"/> Other (Please specify) <input type="checkbox"/></p> <p>Please specify <input style="width: 100%; height: 20px;" type="text"/></p>
E3	<p>If you want to move would you prefer to buy a private pitch or site, or rent a pitch on a public or private site? <i>INTERVIEWER: Please cross one box only</i></p> <p>Private buy <input type="checkbox"/> Private rent <input type="checkbox"/> Public rent <input type="checkbox"/></p>

E4 Can you afford to buy a private pitch or site? INTERVIEWER: Please cross one box only

Yes No

F Travelling

F1 How many trips, living in a caravan or trailer, have you or members of your family made away from your permanent base in the last 12 months? INTERVIEWER: Please cross one box only

0 1 2 3 4 5+

↓
Go to F6

Continue to F2

F2 If you or members of your family have travelled in the last 12 months, which family members travelled? INTERVIEWER: Please cross one box only

All the family Adult males Other

F3 What was the main reason for travelling? INTERVIEWER: Please cross one box only

Work Holidays Visiting family Fairs Other

F4 At what time of year do you or family members usually travel? And for how long? INTERVIEWER: Please cross one box only

All year Summer Winter

F5 Where do you or family members usually stay when they are travelling? INTERVIEWER: Please cross all boxes that apply

Transit sites Roadside Friends/family Other

F6 INTERVIEWER: Ask F6 — F8 ONLY if F1 = 0. Otherwise, go to F9

Have you or family members ever travelled? INTERVIEWER: Please cross one box only

Yes → Continue to F7

No → Go to F9

F7 When did you or family members stop travelling? INTERVIEWER: Please write in

F8 Why do you not travel anymore? INTERVIEWER: Cross all boxes that apply & probe for details

Children in school Ill health Old age Settled now Nowhere to stop No work opportunities Other

F9 Do family members plan to travel in the future?

INTERVIEWER: Please cross one box only

- Yes —————> *Continue to F10*
No —————> *Go to G1*

F10 When, and for what purpose do they plan to travel?

Details

G

Bricks & Mortar Contacts

G1 Contacts for Bricks and Mortar interviews? *INTERVIEWER: Please write in*

Details

G2 Any other information about this site or your accommodation needs?

INTERVIEWER: Please write in

Details (e.g. can current and future needs be met by expanding or intensifying the existing site?)

G3 Site/Pitch plan? Any concerns? *INTERVIEWER: Please sketch & write in*

Sketch of Site/Pitch — any concerns?

INTERVIEWER: May I also take your name, telephone number and address? ORS may wish to contact you to confirm that this interview took place. These details will only be used for this purpose and will not be passed onto anyone else.

Respondent's Name.....

Respondent's Telephone.....

Respondent's Email.....

INTERVIEWER: Thank you for your time and help completing this questionnaire

INTERVIEWERS DECLARATION:

I certify that I have conducted this interview personally with the person named above in accordance with the Market Research Society Code of Conduct

Interviewers Signature:

Appendix E: Technical Note on Household Formation and Growth Rates



Technical Note

Gypsy and Traveller Household Formation and Growth Rates

August 26th 2015

Opinion Research Services
Spin-out company of Swansea University



As with all our studies, this research is subject to Opinion Research Services' Standard Terms and Conditions of Contract.

Any press release or publication of this research requires the advance approval of ORS. Such approval will only be refused on the grounds of inaccuracy or misrepresentation.

© Copyright August 2015

Contents

Household Growth Rates.....	4
Abstract and conclusions.....	4
Introduction.....	4
Compound growth.....	6
Caravan counts.....	7
Modelling population growth.....	8
Household growth.....	12
Household dissolution rates.....	14
Summary conclusions.....	14

Household Growth Rates

Abstract and conclusions

1. National and local household formation and growth rates are important components of Gypsy and Traveller accommodation assessments, but little detailed work has been done to assess their likely scale. Nonetheless, nationally, a net growth rate of 3% per annum has been commonly assumed and widely used in local assessments – even though there is actually no statistical evidence of households growing so quickly. The result has been to inflate both national and local requirements for additional pitches unrealistically.
2. Those seeking to provide evidence of high annual net household growth rates for Gypsies and Travellers have sometimes sought to rely on increases in the number of caravans, as reflected in caravan counts. However, caravan count data are unreliable and erratic – so the only proper way to project future population and household growth is through demographic analysis (which, of course, is used to assess housing needs in the settled community).
3. The growth in the Gypsy and Traveller population may be as low as 1.25% per annum – a rate which is much less than the 3% per annum often assumed, but still at least four times greater than in the general population. Even using extreme and unrealistic assumptions, it is hard to find evidence that net Gypsy and Traveller population and household growth rates are above 2% per annum nationally.
4. The often assumed 3% per annum net household growth rate is unrealistic and would require clear statistical evidence before being used for planning purposes. In practice, the best available evidence supports a national net household growth rate of 1.5% per annum for Gypsies and Travellers.
5. Some local authorities might perhaps allow for a household growth rate of up to 2.5% per annum, to provide a ‘margin’ if their populations are relatively youthful; but in areas where on-site surveys indicate that there are fewer children in the Gypsy and Traveller communities, the lower estimate of 1.5% per annum should be used for planning purposes.

Introduction

6. The rate of household growth is a key element in all housing assessments, including Gypsy and Traveller accommodation assessments. Compared with the general population, the relative youthfulness of many Gypsy and Traveller populations means that their birth rates are likely to generate higher-than-average population growth, and proportionately higher *gross* household formation rates. However, while their *gross* rate of household growth might be high, Gypsy and Traveller communities’ future accommodation needs are, in practice, affected by any reduction in the number of households due to dissolution and/or by movements in/out of the area and/or by transfers into other forms of housing. Therefore, the *net* rate of household growth is the *gross* rate of formation *minus* any reductions in households due to such factors. Of course, it is the *net* rate that is important in determining future accommodation needs for Gypsies and Travellers.

7. In this context, it is a matter of concern that many Gypsy and Traveller accommodation needs assessments have not distinguished *gross* and *net* growth rates nor provided evidence for their assumed rates of household increase. These deficiencies are particularly important because when assumed growth rates are unrealistically high, and then compounded over a number of planning years, they can yield exaggerated projections of accommodation needs and misdirect public policy. Nonetheless, assessments and guidance documents have assumed 'standard' *net* growth rates of about 3% without sufficiently recognising either the range of factors impacting on the *gross* household growth rates or the implications of unrealistic assumptions when projected forward on a compound basis year by year.
8. For example, in a study for the Office of the Deputy Prime Minister ('Local Authority Gypsy and Traveller Sites in England', 2003), Pat Niner concluded that *net* growth rates as high as 2%-3% per annum should be assumed. Similarly, the Regional Spatial Strategies (RSS) (which continued to be quoted after their abolition was announced in 2010) used *net* growth rates of 3% per annum without providing any evidence to justify the figure (For example, 'Accommodation for Gypsies and Travellers and Travelling Showpeople in the East of England: A Revision to the Regional Spatial Strategy for the East of England July 2009').
9. However, the guidance of the Department of Communities and Local Government ('Gypsy and Traveller Accommodation Needs Assessments: Guidance', 2007) was much clearer in saying that:

The 3% family formation growth rate is used here as an example only. The appropriate rate for individual assessments will depend on the details identified in the local survey, information from agencies working directly with local Gypsy and Traveller communities, and trends identified from figures previously given for the caravan count. [In footnote 6, page 25]
10. The guidance emphasises that local information and trends should always be taken into account – because the *gross* rate of household growth is moderated by reductions in households through dissolution and/or by households moving into bricks and mortar housing or moving to other areas. In other words, even if 3% is plausible as a *gross* growth rate, it is subject to moderation through such reductions in households through dissolution or moves. It is the resulting *net* household growth rate that matters for planning purposes in assessing future accommodation needs.
11. The current guidance also recognises that assessments should use local evidence for *net* future household growth rates. A letter from the Minister for Communities and Local Government (Brandon Lewis MP), to Andrew Selous MP (placed in the House of Commons library on March 26th 2014) said:

I can confirm that the annual growth rate figure of 3% does not represent national planning policy.

The previous Administration's guidance for local authorities on carrying out Gypsy and Traveller Accommodation Assessments under the Housing Act 2004 is unhelpful in that it uses an illustrative example of calculating future accommodation need based on the 3% growth rate figure. The guidance notes that the appropriate rate for individual assessments will depend on the details identified in the local authority's own assessment of need. As such the Government is not endorsing or supporting the 3% growth rate figure.'

12. Therefore, while there are many assessments where a national Gypsy and Traveller household growth rate of 3% per annum has been assumed (on the basis of 'standard' precedent and/or guidance), there is little to justify this position and it conflicts with current planning guidance. In this context, this document seeks to integrate available evidence about *net* household growth rates in order to provide a more robust basis for future assessments.

Compound growth

13. The assumed rate of household growth is crucially important for Gypsy and Traveller studies because for future planning purposes it is projected over time on a compound basis – so errors are progressively enlarged. For example, if an assumed 3% *net* growth rate is compounded each year then the implication is that the number of households will double in only 23.5 years; whereas if a *net* compound rate of 1.5% is used then the doubling of household numbers would take 46.5 years. The table below shows the impact of a range of compound growth rates.

Table 1
Compound Growth Rates and Time Taken for Number of Households to Double

Household Growth Rate per Annum	Time Taken for Household to Double
3.00%	23.5 years
2.75%	25.5 years
2.50%	28 years
2.25%	31 years
2.00%	35 years
1.75%	40 years
1.50%	46.5 years

14. The above analysis is vivid enough, but another illustration of how different rates of household growth impact on total numbers over time is shown in the table below – which uses a baseline of 100 households while applying different compound growth rates over time. After 5 years, the difference between a 1.5% growth rate and a 3% growth rate is only 8 households (116 minus 108); but with a 20-year projection the difference is 46 households (181 minus 135).

Table 2
Growth in Households Over time from a Baseline of 100 Households

Household Growth Rate per Annum	5 years	10 years	15 years	20 years	50 years	100 years
3.00%	116	134	156	181	438	1,922
2.75%	115	131	150	172	388	1,507
2.50%	113	128	145	164	344	1,181
2.25%	112	125	140	156	304	925
2.00%	110	122	135	149	269	724
1.75%	109	119	130	141	238	567
1.50%	108	116	125	135	211	443

15. In summary, the assumed rate of household growth is crucially important because any exaggerations are magnified when the rate is projected over time on a compound basis. As we have shown, when compounded and projected over the years, a 3% annual rate of household growth implies much larger future Gypsy and Traveller accommodation requirements than a 1.5% per annum rate.

Caravan counts

16. Those seeking to demonstrate national Gypsy and Traveller household growth rates of 3% or more per annum have, in some cases, relied on increases in the number of caravans (as reflected in caravan counts) as their evidence. For example, some planning agents have suggested using 5-year trends in the national caravan count as an indication of the general rate of Gypsy and Traveller household growth. For example, the count from July 2008 to July 2013 shows a growth of 19% in the number of caravans on-site – which is equivalent to an average annual compound growth rate of 3.5%. So, *if plausible*, this approach could justify using a 3% or higher annual household growth rate in projections of future needs.
17. However, caravan count data are unreliable and erratic. For example, the July 2013 caravan count was distorted by the inclusion of 1,000 caravans (5% of the total in England) recorded at a Christian event near Weston-Super-Mare in North Somerset. Not only was this only an estimated number, but there were no checks carried out to establish how many caravans were occupied by Gypsies and Travellers. Therefore, the resulting count overstates the Gypsy and Traveller population and also the rate of household growth.
18. ORS has applied the caravan-counting methodology hypothetically to calculate the implied national household growth rates for Gypsies and Travellers over the last 15 years, and the outcomes are shown in the table below. The January 2013 count suggests an average annual growth rate of 1.6% over five years, while the July 2013 count gives an average 5-year rate of 3.5%; likewise a study benchmarked at January 2004 would yield a growth rate of 1%, while one benchmarked at January 2008 would imply a 5% rate of growth. Clearly any model as erratic as this is not appropriate for future planning.

Table 3
National CLG Caravan Count July 1998 to July 2014 with Growth Rates (Source: CLG)

Date	Number of caravans	5 year growth in caravans	Percentage growth over 5 years	Annual over last 5 years.
Jan 2015	20,123	1,735	9.54%	1.84%
July 2014	20,035	2,598	14.90%	2.81%
Jan 2014	19,503	1,638	9.17%	1.77%
July 2013	20,911	3,339	19.00%	3.54%
Jan 2013	19,359	1,515	8.49%	1.64%
Jul 2012	19,261	2,112	12.32%	2.35%
Jan 2012	18,746	2,135	12.85%	2.45%
Jul 2011	18,571	2,258	13.84%	2.63%
Jan 2011	18,383	2,637	16.75%	3.15%
Jul 2010	18,134	2,271	14.32%	2.71%
Jan 2010	18,370	3,001	19.53%	3.63%
Jul 2009	17,437	2,318	15.33%	2.89%
Jan 2009	17,865	3,503	24.39%	4.46%
Jul 2008	17,572	2,872	19.54%	3.63%
Jan 2008	17,844	3,895	27.92%	5.05%

Jul 2007	17,149	2,948	20.76%	3.84%
Jan 2007	16,611	2,893	21.09%	3.90%
Jul 2006	16,313	2,511	18.19%	3.40%
Jan 2006	15,746	2,352	17.56%	3.29%
Jul 2005	15,863	2,098	15.24%	2.88%
Jan 2005	15,369	1,970	14.70%	2.78%
Jul 2004	15,119	2,110	16.22%	3.05%
Jan 2004	14,362	817	6.03%	1.18%
Jul 2003	14,700			
Jan 2003	13,949			
Jul 2002	14,201			
Jan 2002	13,718			
Jul 2001	13,802			
Jan 2001	13,394			
Jul 2000	13,765			
Jan 2000	13,399			
Jan 1999	13,009			
Jul 1998	13,545			

19. The annual rate of growth in the number of caravans varies from slightly over 1% to just over 5% per annum. We would note that if longer time periods are used the figures do become more stable. Over the 36 year period 1979 (the start of the caravan counts) to 2015 the compound growth rate in caravan numbers has been 2.5% per annum.
20. However, there is no reason to assume that these widely varying rates correspond with similar rates of increase in the household population. In fact, the highest rates of caravan growth occurred between 2006 and 2009, when the first wave of Gypsy and Traveller accommodation needs assessments were being undertaken – so it seems plausible that the assessments prompted the inclusion of additional sites and caravans (which may have been there, but not counted previously). Counting caravan numbers is very poor proxy for Gypsy and Traveller household growth. Caravans counted are not always occupied by Gypsy and Traveller families and numbers of caravans held by families may increase generally as affluence and economic conditions improve, (but without a growth in households)
21. There is no reason to believe that the varying rates of increase in the number of caravans are matched by similar growth rates in the household population. The caravan count is not an appropriate planning guide and the only proper way to project future population and household growth is through demographic analysis – which should consider both population and household growth rates. This approach is not appropriate to needs studies for the following reasons:

Modelling population growth

Introduction

22. The basic equation for calculating the rate of Gypsy and Traveller population growth seems simple: start with the base population and then calculate the average increase/decrease by allowing for births, deaths and in-/out-migration. Nevertheless, deriving satisfactory estimates is difficult because the evidence is often tenuous – so, in this context, ORS has modelled the growth of the national Gypsy and Traveller population based on the most likely birth and death rates, and by using PopGroup (the leading software for

population and household forecasting). To do so, we have supplemented the available national statistical sources with data derived locally (from our own surveys) and in some cases from international research. None of the supplementary data are beyond question, and none will stand alone; but, when taken together they have cumulative force. In any case the approach we adopt is more critically self-aware than simply adopting 'standard' rates on the basis of precedent.

Migration effects

23. Population growth is affected by national net migration and local migration (as Gypsies and Travellers move from one area to another). In terms of national migration, the population of Gypsies and Travellers is relatively fixed, with little international migration. It is in principle possible for Irish Travellers (based in Ireland) to move to the UK, but there is no evidence of this happening to a significant extent and the vast majority of Irish Travellers were born in the UK or are long-term residents. In relation to local migration effects, Gypsies and Travellers can and do move between local authorities – but in each case the in-migration to one area is matched by an out-migration from another area. Since it is difficult to estimate the net effect of such movements over local plan periods, ORS normally assumes that there will be nil net migration to/from an area. Nonetheless, where it is possible to estimate specific in-/out- migration effects, we take account of them, while distinguishing between migration and household formation effects.

Population profile

24. The main source for the rate of Gypsy and Traveller population growth is the UK 2011 Census. In some cases the data can be supplemented by ORS's own household survey data which is derived from more than 2,000 face-to-face interviews with Gypsies and Travellers since 2012. The ethnicity question in the 2011 census included for the first time 'Gypsy and Irish Traveller' as a specific category. While non-response bias probably means that the size of the population was underestimated, the age profile the census provides is not necessarily distorted and matches the profile derived from ORS's extensive household surveys.
25. The age profile is important, as the table below (derived from census data) shows. Even assuming zero deaths in the population, achieving an annual population growth of 3% (that is, doubling in size every 23.5 years) would require half of the "year one" population to be aged under 23.5 years. When deaths are accounted for (at a rate of 0.5% per annum), to achieve the same rate of growth, a population of Gypsies and Travellers would need about half its members to be aged under 16 years. In fact, though, the 2011 census shows that the midway age point for the national Gypsy and Traveller population is 26 years – so the population could not possibly double in 23.5 years.

Table 4
Age Profile for the Gypsy and Traveller Community in England (Source: UK Census of Population 2011)

Age Group	Number of People	Cumulative Percentage
Age 0 to 4	5,725	10.4
Age 5 to 7	3,219	16.3
Age 8 to 9	2,006	19.9
Age 10 to 14	5,431	29.8
Age 15	1,089	31.8
Age 16 to 17	2,145	35.7
Age 18 to 19	1,750	38.9

Age 20 to 24	4,464	47.1
Age 25 to 29	4,189	54.7
Age 30 to 34	3,833	61.7
Age 35 to 39	3,779	68.5
Age 40 to 44	3,828	75.5
Age 45 to 49	3,547	82.0
Age 50 to 54	2,811	87.1
Age 55 to 59	2,074	90.9
Age 60 to 64	1,758	94.1
Age 65 to 69	1,215	96.3
Age 70 to 74	905	97.9
Age 75 to 79	594	99.0
Age 80 to 84	303	99.6
Age 85 and over	230	100.0

Birth and fertility rates

26. The table above provides a way of understanding the rate of population growth through births. The table shows that surviving children aged 0-4 years comprise 10.4% of the Gypsy and Traveller population – which means that, on average, 2.1% of the total population was born each year (over the last 5 years). The same estimate is confirmed if we consider that those aged 0-14 comprise 29.8% of the Gypsy and Traveller population – which also means that almost exactly 2% of the population was born each year. (Deaths during infancy will have minimal impact within the early age groups, so the data provides the best basis for estimating of the birth rate for the Gypsy and Traveller population.)
27. The total fertility rate (TFR) for the whole UK population is just below 2 – which means that on average each woman can be expected to have just less than two children who reach adulthood. We know of only one estimate of the fertility rates of the UK Gypsy and Traveller community. This is contained in the book, ‘Ethnic identity and inequalities in Britain: The dynamics of diversity’ by Dr Stephen Jivraj and Professor Ludi Simpson published in May 2015. This draws on the 2011 Census data and provides an estimated total fertility rate of 2.75 for the Gypsy and traveller community
28. ORS’s have been able to examine our own survey data to investigate the fertility rate of Gypsy and Traveller women. The ORS data shows that, on average, Gypsy and Traveller women aged 32 years have 2.5 children (but, because the children of mothers above this age point tend to leave home progressively, full TFRs were not completed). On this basis it is reasonable to assume an average of three children per woman during her lifetime which would be consistent with the evidence from the 2011 Census of a figure of around 2.75 children per woman. In any case, the TFR for women aged 24 years is 1.5 children, which is significantly short of the number needed to double the population in 23.5 years – and therefore certainly implies a net growth rate of less than 3% per annum.

Death rates

29. Although the above data imply an annual growth rate through births of about 2%, the death rate has also to be taken into account – which means that the *net* population growth cannot conceivably achieve 2% per

annum. In England and Wales there are nearly half-a-million deaths each year – about 0.85% of the total population of 56.1 million in 2011. If this death rate is applied to the Gypsy and Traveller community then the resulting projected growth rate is in the region of 1.15%-1.25% per annum.

30. However, the Gypsy and Traveller population is significantly younger than average and may be expected to have a lower percentage death rate overall (even though a smaller than average proportion of the population lives beyond 68 to 70 years). While there can be no certainty, an assumed death rate of around 0.5% to 0.6% per annum would imply a net population growth rate of around 1.5% per annum.
31. Even though the population is younger and has a lower death rate than average, Gypsies and Travellers are less likely than average to live beyond 68 to 70 years. Whereas the average life expectancy across the whole population of the UK is currently just over 80 years, a Sheffield University study found that Gypsy and Traveller life expectancy is about 10-12 years less than average (Parry et al (2004) 'The Health Status of Gypsies and Travellers: Report of Department of Health Inequalities in Health Research Initiative', University of Sheffield). Therefore, in our population growth modelling we have used a conservative estimate of average life expectancy as 72 years – which is entirely consistent with the lower-than-average number of Gypsies and Travellers aged over 70 years in the 2011 census (and also in ORS's own survey data). On the basis of the Sheffield study, we could have supposed a life expectancy of only 68, but we have been cautious in our approach.

Modelling outputs

32. If we assume a TFR of 3 and an average life expectancy of 72 years for Gypsies and Travellers, then the modelling projects the population to increase by 66% over the next 40 years – implying a population compound growth rate of 1.25% per annum (well below the 3% per annum often assumed). If we assume that Gypsy and Traveller life expectancy increases to 77 years by 2050, then the projected population growth rate rises to nearly 1.5% per annum. To generate an 'upper range' rate of population growth, we have assumed a TFR of 4 and an average life expectancy rising to 77 over the next 40 years – which then yields an 'upper range' growth rate of 1.9% per annum. We should note, though, that national TFR rates of 4 are currently found only in sub-Saharan Africa and Afghanistan, so it is an implausible assumption.
33. There are indications that these modelling outputs are well founded. For example, in the ONS's 2012-based Sub-National Population Projections the projected population growth rate for England to 2037 is 0.6% per annum, of which 60% is due to natural change and 40% due to migration. Therefore, the natural population growth rate for England is almost exactly 0.35% per annum – meaning that our estimate of the Gypsy and Traveller population growth rate is four times greater than that of the general population of England.
34. The ORS Gypsy and Traveller findings are also supported by data for comparable populations around the world. As noted, on the basis of sophisticated analysis, Hungary is planning for its Roma population to grow at around 2.0% per annum, but the underlying demographic growth is typically closer to 1.5% per annum. The World Bank estimates that the populations of Bolivia, Cambodia, Egypt, Malaysia, Pakistan, Paraguay, Philippines and Venezuela (countries with high birth rates and improving life expectancy) all show population growth rates of around 1.7% per annum. Therefore, in the context of national data, ORS's modelling and plausible international comparisons, it is implausible to assume a net 3% annual growth rate for the Gypsy and Traveller population.

Household growth

35. In addition to population growth influencing the number of households, the size of households also affects the number. Hence, population and household growth rates do not necessarily match directly, mainly due to the current tendency for people to live in smaller (childless or single person) households (including, of course, older people (following divorce or as surviving partners)). Based on such factors, the CLG 2012-based projections convert current population data to a projected household growth rate of 0.85% per annum (compared with a population growth rate of 0.6% per annum).
36. Because the Gypsy and Traveller population is relatively young and has many single parent households, a 1.5% annual population growth could yield higher-than-average household growth rates, particularly if average household sizes fall or if younger-than-average households form. However, while there is evidence that Gypsy and Traveller households already form at an earlier age than in the general population, the scope for a more rapid rate of growth, through even earlier household formation, is limited.
37. Based on the 2011 census, the table below compares the age of household representatives in English households with those in Gypsy and Traveller households – showing that the latter has many more household representatives aged under-25 years. In the general English population 3.6% of household representatives are aged 16-24, compared with 8.7% in the Gypsy and Traveller population. Because the census includes both housed and on-site Gypsies and Travellers without differentiation, it is not possible to know if there are different formation rates on sites and in housing. However, ORS's survey data (for sites in areas such as Central Bedfordshire, Cheshire, Essex, Gloucestershire and a number of authorities in Hertfordshire) shows that about 10% of Gypsy and Traveller households have household representatives aged under-25 years.

Table 5

Age of Head of Household (Source: UK Census of Population 2011)

Age of household representative	All households in England		Gypsy and Traveller households in England	
	Number of households	Percentage of households	Number of households	Percentage of households
Age 24 and under	790,974	3.6%	1,698	8.7%
Age 25 to 34	3,158,258	14.3%	4,232	21.7%
Age 35 to 49	6,563,651	29.7%	6,899	35.5%
Age 50 to 64	5,828,761	26.4%	4,310	22.2%
Age 65 to 74	2,764,474	12.5%	1,473	7.6%
Age 75 to 84	2,097,807	9.5%	682	3.5%
Age 85 and over	859,443	3.9%	164	0.8%
Total	22,063,368	100%	19,458	100%

38. The following table shows that the proportion of single person Gypsy and Traveller households is not dissimilar to the wider population of England; but there are more lone parents, fewer couples without children, and fewer households with non-dependent children amongst Gypsies and Travellers. This data suggest that Gypsy and Traveller households form at an earlier age than the general population.

Table 6
Household Type (Source: UK Census of Population 2011)

Household Type	All households in England		Gypsy and Traveller households in England	
	Number of households	Percentage of households	Number of households	Percentage of households
Single person	6,666,493	30.3%	5,741	29.5%
Couple with no children	5,681,847	25.7%	2345	12.1%
Couple with dependent children	4,266,670	19.3%	3683	18.9%
Couple with non-dependent children	1,342,841	6.1%	822	4.2%
Lone parent: Dependent children	1,573,255	7.1%	3,949	20.3%
Lone parent: All children non-dependent	766,569	3.5%	795	4.1%
Other households	1,765,693	8.0%	2,123	10.9%
Total	22,063,368	100%	19,458	100%

39. ORS's own site survey data is broadly compatible with the data above. We have found that: around 50% of pitches have dependent children compared with 45% in the census; there is a high proportion of lone parents; and about a fifth of Gypsy and Traveller households appear to be single person households. One possible explanation for the census finding a higher proportion of single person households than the ORS surveys is that many older households are living in bricks and mortar housing (perhaps for health-related reasons).
40. ORS's on-site surveys have also found more female than male residents. It is possible that some single person households were men linked to lone parent females and unwilling to take part in the surveys. A further possible factor is that at any time about 10% of the male Gypsy and Traveller population is in prison – an inference drawn from the fact that about 5% of the male prison population identify themselves as Gypsies and Travellers ('People in Prison: Gypsies, Romany and Travellers', Her Majesty's Inspectorate of Prisons, February 2004) – which implies that around 4,000 Gypsies and Travellers are in prison. Given that almost all of the 4,000 people are male and that there are around 200,000 Gypsies and Travellers in total, this equates to about 4% of the total male population, but closer to 10% of the adult male population.
41. The key point, though, is that since 20% of Gypsy and Traveller households are lone parents, and up to 30% are single persons, there is limited potential for further reductions in average household size to increase current household formation rates significantly – and there is no reason to think that earlier household formations or increasing divorce rates will in the medium term affect household formation rates. While there are differences with the general population, a 1.5% per annum Gypsy and Traveller population

growth rate is likely to lead to a household growth rate of 1.5% per annum – more than the 0.85% for the English population as a whole, but much less than the often assumed 3% rate for Gypsies and Travellers.

Household dissolution rates

42. Finally, consideration of household dissolution rates also suggests that the net household growth rate for Gypsies and Travellers is very unlikely to reach 3% per annum (as often assumed). The table below, derived from ORS's mainstream strategic housing market assessments, shows that generally household dissolution rates are between 1.0% and 1.7% per annum. London is different because people tend to move out upon retirement, rather than remaining in London until death. To adopt a 1.0% dissolution rate as a standard guide nationally would be too low, because it means that average households will live for 70 years after formation. A 1.5% dissolution rate would be a more plausible as a national guide, implying that average households live for 47 years after formation.

Table 7
Annual Dissolution Rates (Source: SHMAs undertaken by ORS)

Area	Annual projected household dissolution	Number of households	Percentage
Greater London	25,000	3,266,173	0.77%
Blaenau Gwent	468.2	30,416	1.54%
Bradford	3,355	199,296	1.68%
Ceredigion	348	31,562	1.10%
Exeter, East Devon, Mid Devon, Teignbridge and Torbay	4,318	254,084	1.70%
Neath Port Talbot	1,352	57,609	2.34%
Norwich, South Norfolk and Broadland	1,626	166,464	0.98%
Suffolk Coastal	633	53,558	1.18%
Monmouthshire Newport Torfaen	1,420	137,929	1.03%

43. The 1.5% dissolution rate is important because the death rate is a key factor in moderating the *gross* household growth rate. Significantly, applying a 1.5% dissolution rate to a 3% *gross* household growth formation rate yields a *net* rate of 1.5% per annum – which ORS considers is a realistic figure for the Gypsy and Traveller population and which is in line with other demographic information. After all, based on the dissolution rate, a *net* household formation rate of 3% per annum would require a 4.5% per annum *gross* formation rate (which in turn would require extremely unrealistic assumptions about birth rates).

Summary conclusions

44. Future Gypsy and Traveller accommodation needs have typically been over-estimated because population and household growth rates have been projected on the basis of assumed 3% per annum net growth rates.
45. Unreliable caravan counts have been used to support the supposed growth rate, but there is no reason to suppose that the rate of increase in caravans corresponds to the annual growth of the Gypsy and Traveller population or households.

46. The growth of the national Gypsy and Traveller population may be as low as 1.25% per annum – which is still four times greater than in the settled community. Even using extreme and unrealistic assumptions, it is hard to find evidence that the net national Gypsy and Traveller population and household growth is above 2% per annum nationally. The often assumed 3% net household growth rate per annum for Gypsies and Travellers is unrealistic.
47. The best available evidence suggests that the net annual Gypsy and Traveller household growth rate is 1.5% per annum. The often assumed 3% per annum net rate is unrealistic. Some local authorities might allow for a household growth rate of up to 2.5% per annum, to provide a ‘margin’ if their populations are relatively youthful; but in areas where on-site surveys indicate that there are fewer children in the Gypsy and Traveller population, the lower estimate of 1.5% per annum should be used.